

CASIO®

Scientific calculator
Calculadora científica
Calculatrice scientifique
科學計算機
과학적 계산기
Kalkulator ilmiah

fx-350D/fx-82L

ENGLISH	1
ESPAÑOL	15
FRANÇAIS	30
中文	45
한국어	59
BAHASA INDONESIA	73

14-7-96

KEY INDEX

GENERAL KEYS

Key	Function	Page
ON	ON	4, 11
0 - 9 , .	Data entry	90
+ , - , x , ÷ , =	Basic calculation	90
AC	All clear	9
C	Clear	9
+/-	Sign change	9

MEMORY KEYS

Key	Function	Page
MR	Memory recall	9, 95
Min	Memory in	93
M+	Memory plus	95
M-	Memory minus	95

SPECIAL KEYS

Key	Function	Page
INV	Inverse	90
MODE	Mode	5, 88, 110, 116, 121
()	Parentheses	90
EXP	Exponent	9
π	Pi	110

Key	Function	Page
$\boxed{0\leftrightarrow 9}$, $\boxed{\leftarrow}$	Sexagesimal notation/decimal notation conversion	109
$\boxed{X\leftrightarrow Y}$	Register exchange	90
$\boxed{X\leftrightarrow M}$	Register exchange	96
\boxed{RND}	Rounding off internal value	116

FUNCTION KEYS

Key	Function	Page
$\boxed{\sin}$	Sine	110
$\boxed{\cos}$	Cosine	110
$\boxed{\tan}$	Tangent	110
$\boxed{\sin^{-1}}$	Arc sine	112
$\boxed{\cos^{-1}}$	Arc cosine	111
$\boxed{\tan^{-1}}$	Arc tangent	111
$\boxed{\text{hyp}}$	Hyperbolic	112
$\boxed{\log}$	Common logarithm	113
$\boxed{10^x}$	Common antilogarithm	113
$\boxed{\ln}$	Natural logarithm	113
$\boxed{e^x}$	Natural antilogarithm	113
$\boxed{\sqrt{\quad}}$	Square root	115
$\boxed{x^2}$	Square	115
$\boxed{\text{ENG}}$, $\boxed{\overline{\text{ENG}}}$	Engineering	117
$\boxed{a\frac{b}{c}}$, $\boxed{d/c}$	Fraction	97, 100
$\boxed{\sqrt[3]{\quad}}$	Cube root	115
$\boxed{1/x}$	Reciprocal	111, 115

Key	Function	Page
$x!$	Factorial	115
x^y	Power	114
$x^{\frac{1}{y}}$	Root	114
R→P	Rectangular to polar	119
P→R	Polar to rectangular	120
%	Percent	102
RAN#	Random number	117

STATISTICAL KEYS

Key	Function	Page
SAC	Statistical register clear	121
x (DATA with fx-350D)	Data entry	123
DEL	Data delete	126
σ_{n-1}	Sample standard deviation	123
σ_n	Population standard deviation	123
\bar{x}	Arithmetic mean	123
n	Number of data	124
Σx	Sum of value	124
Σx^2	Sum of square value	124

Dear customer,
Thank you very much for purchasing our electronic calculator.

To fully utilize its features no special training is required, but we suggest you study this operation manual to become familiar with its many abilities. To help ensure its longevity, do not touch the inside of the calculator, avoid hard knocks and unduly strong key pressing. Extreme cold (below 32°F or 0°C), heat (above 104°F or 40°C) and humidity may also affect the functions of the calculator. Never use volatile fluid such as lacquer thinner, benzine, etc. when cleaning the unit. For servicing contact your retailer or nearby dealer.

Before starting calculation, be sure to press the ON key and to confirm that "0." is shown on the display.

** Special care should be taken not to damage the unit by bending or dropping. For example, do not carry it in your hip pocket.*

INDEX

1 / GENERAL GUIDE	5
2 / ORDER OF OPERATIONS AND LEVELS	7
3 / CALCULATION RANGE AND SCIENTIFIC NOTATION	8
4 / OVERFLOW OR ERROR CHECK	9
5 / POWER SOURCE	10
6 / SPECIFICATIONS	12
7 / NORMAL CALCULATIONS	88
8 / FUNCTION CALCULATIONS	107
9 / STANDARD DEVIATIONS	121

1/GENERAL GUIDE

1-1 Modes

To put the calculator into a desired operating mode, or to select a specific angular unit, press **MODE** first, then **•**, **0**, **4**,... or **9**.

- MODE** **•** – SD is displayed. Calculate standard deviation.
- MODE** **0** – COMP mode. Carry out ordinary arithmetic and functional calculations.
- MODE** **4** – DEG is displayed. Use degrees as the unit of angle measurement.
- MODE** **5** – RAD is displayed. Use radians as the unit of angle measurement.
- MODE** **6** – GRA is displayed. Use grads as the unit of angle measurement.
- MODE** **7** – Press any number from 0 to 7 to indicate how many decimal places you want displayed (FIX is displayed).
- MODE** **8** – Press any number from 1 (1 digit) to 8 (8 digits) to indicate how many significant digits you want displayed (SCI is displayed).
- MODE** **9** – Releases instructions entered in **MODE** **7** and **MODE** **8**. This operation also changes the range of the exponent display (see page 6).

1-2 The display



Mantissa

Exponent

The display shows input data, interim results and answers to calculations. The mantissa section displays up to 8 digits. The exponent section displays up to ± 99 .

- E- or -E – Error indication (see page 9).
- INV – Pressing of **INV** (see page 90).
- M – Something is being stored in the Memory (see page 93).
- K – A constant is being used in calculations (see page 91).
- DEG or RAD or GRA – Angular unit (see page 110).

FIX	Decimal places of a displayed value is being designated (see page 116).
SCI	Significant digits of a displayed value is being designated (see page 116).
SD	Standard deviation calculation (see page 121).
45┘12┘23.	45-12/23 (see page 99).
12 [□] 3 [□] 45.6	12°3'45.6" (see page 110).

■ Exponential Displays

The display can show calculation results only up to 8 digits long. When an intermediate value or a final result is longer, the calculator automatically switches over to exponential notation. Values greater than 99,999,999 are always displayed exponentially, while the lower limit is selectable. Note the following:

Type	Lower limit	Upper limit
A (Norm 1)	0.01	99,999,999
B (Norm 2)	0.00000001	99,999,999

Values less than the lower limits or greater than the upper limit shown above are displayed using exponential format.

Use the following procedure to switch between the Type A lower limit and the Type B lower limit:

① Check the display to see if the FIX or SCI symbols are shown, indicating that the number of significant digits or the number of decimal places have been specified. If either of the symbols is shown, press **MODE** **9** to cancel the specification.

② Perform the following calculation:

$$1 \div 200 =$$

③ Look at the display to see what the current lower limit is.

If the display reads:

5.⁻⁰³, the current setting is Type A

5.⁻⁰³

If the display reads:

0.005, the current setting is Type B

0.005

④ Press **MODE** **9** to switch between the Type A and Type B lower limits.

* Note that the lower limit is not changed if you press **MODE** **9** while the number of significant digits (SCI displayed) and / or the number of decimal places (FIX displayed) are specified. The first time you press **MODE** **9**, you clear the FIX and SCI specifications, and so you must press **MODE** **9** again to change the lower limit.

2/ORDER OF OPERATIONS AND LEVELS

Operations are performed in the following order of precedence:

1. Functions
2. x^y , $x^{1/y}$, $R \rightarrow P$, $P \rightarrow R$
3. \times , \div
4. $+$, $-$

Operations with the same precedence are performed from left to right, with operations enclosed in parentheses performed first. If parentheses are nested, the operations enclosed in the innermost set of parentheses are performed first.

*Registers L_1 through L_6 are provided to store operations of lower precedence (including parenthetical operations). Since six registers are provided, calculations up to six levels can be retained.

*Since each level can contain up to three open parentheses, parantheses can be nested up to 18 times.

Example (4 levels, 5 nested parentheses)

Operation

$2 \times (((((3 + 4 \times (((5 + 4)) \div 3))))) \div 5) + 9) =$

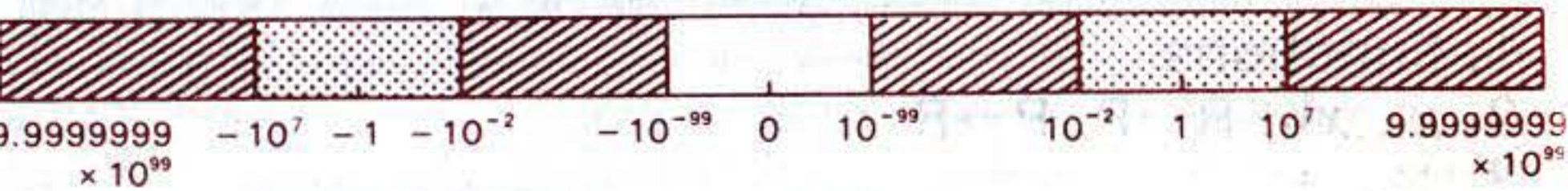
└───┘ └───┘ └───┘ └───┘ ↑
 1 level 1 level 1 level 1 level A

$\div 5) + 9) =$

Register contents at point A.

x	4
L ₁	[((5 +
L ₂	4 ×
L ₃	[([((3 +
L ₄	2 ×
L ₅	
L ₆	

3/CALCULATION RANGE AND SCIENTIFIC NOTATION

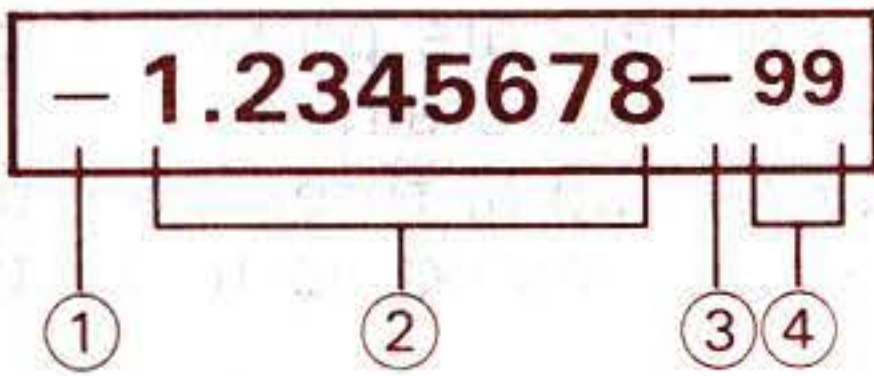


Normal display



Scientific notation

When the answer exceeds the normal display capacity, it is automatically shown by scientific notation, 8-digit mantissa and exponents of 10 up to ± 99 .



- ① The minus (-) sign for mantissa
- ② The mantissa
- ③ The minus (-) sign for exponent
- ④ The exponent of ten

The whole display is read:

$$- 1.2345678 \times 10^{-99}$$

* Entry can be made in scientific notation by using the **[EXP]** key after entering the mantissa.

EXAMPLE	OPERATION	READ-OUT
---------	-----------	----------

$-1.2345678 \times 10^{-3}$
 (= -0.0012345678)

1 [.] 2345678 [+/-]	- 1.2345678
[EXP]	- 1.2345678 00
3 [+/-]	- 1.2345678 - 03

4/OVERFLOW OR ERROR CHECK

Overflow or error is indicated by the “-E-” or “-[-” sign and stops further calculation.

Overflow or error occurs:

- a) When an answer, whether intermediate or final, or accumulated total in the memory is more than $\pm 9.9999999 \times 10^{99}$ (“-E-” sign appears).
- b) When function calculations are performed with a number exceeding the input range (“-E-” sign appears).
- c) When unreasonable operations are performed in statistical calculations (“-E-” sign appears).
- d) When the total number of levels of explicitness and/or implicitness (with addition-subtraction versus multiplication-division including x^y and $x^{1/y}$) nested parentheses exceeds 6, or more than 18 pairs of parentheses are used (“-[-” sign appears).

Ex.) You have pressed the **[(((** key 18 times continuously before designating the sequence of **[2] [+] [3] [X]**.

To release these overflow checks:

- a), b), c) Press the **[AC]** key.
- d) Press the **[AC]** key. Or press the **[C]** key, and the intermediate result just before the overflow occurs is displayed and the subsequent calculation is possible.

Memory protection:

The content of the memory is protected against overflow or error and the accumulated total is recalled by pressing the **[MR]** key after the overflow check is released by the **[AC]** key.

5/POWER SOURCE

•fx-350D

Two alkaline-manganese batteries (LR44) give approximately 750 hours continuous operation (1,820 hours on type SR44 (G-13) silver oxide batteries). When battery power decreases, the whole display darkens. Batteries should then be renewed. Be sure to switch OFF the power before changing.

Battery replacement

1. Open the battery compartment lid on the back of the unit by loosening the screw. Never touch the inside of the unit except the battery compartment.
2. Remove dead batteries and insert new batteries with polarity as indicated.
3. Replace the lid. Screw carefully.

PRECAUTIONS:

Incorrectly using batteries can cause them to burst or leak, possibly damaging the interior of the unit. Note the following precautions:

- Be sure that the positive (+) and negative (–) poles of each battery are facing in the proper direction.
- Never mix batteries of different types.
- Never mix old batteries and new ones.
- Never leave dead batteries in the battery compartment.
- Remove the batteries if you do not plan to use the unit for long periods.
- Replace the batteries at least once every 2 years, no matter how much the unit is used during that period.
- Never try to recharge the batteries supplied with the unit.
- Do not expose batteries to direct heat, let them become shorted, or try to take them apart.

**Keep batteries out of the reach of small children.
If swallowed, consult with a physician immediately.**

•fx-82L

Two AA size manganese dry batteries (UM-3) give approximately 9,000 hours continuous operation (approx. 11,000 hours on type R6P (SUM-3)). When battery power decreases, the whole display darkens. Batteries should then be renewed. Be sure to switch OFF the power before changing.

Battery replacement

1. Open the back panel of the unit by loosening the screws and remove dead batteries.
2. Insert new batteries with polarity as indicated.
3. Replace the back panel.

PRECAUTIONS:

Incorrectly using batteries can cause them to burst or leak, possibly damaging the interior of the unit. Note the following precautions:

- Be sure that the positive (+) and negative (–) poles of each battery are facing in the proper direction.
- Never mix batteries of different types.
- Never mix old batteries and new ones.
- Never leave dead batteries in the battery compartment.
- Remove the batteries if you do not plan to use the unit for long periods.
- Replace the batteries at least once every 2 years, no matter how much the unit is used during that period.
- Never try to recharge the batteries supplied with the unit.
- Do not expose batteries to direct heat, let them become shorted, or try to take them apart.

Should a battery leak, clean out the battery compartment of the unit immediately, taking care to avoid letting the battery fluid come into direct contact with your skin.

Auto power-off function

This unit automatically switches OFF if not operated for approximately 6 minutes. Power can be restored by pressing the **[ON]** key. Memory contents and mode setting are retained even when power is switched off.

6/SPECIFICATIONS

BASIC OPERATIONS

4 basic calculations, constants for $+/-/\times/\div/x^y/x^{1/y}$, parenthesis calculations and memory calculations.

BUILT-IN FUNCTIONS

Trigonometric/inverse trigonometric functions (with angle in degrees, radians or grads), hyperbolic/inverse hyperbolic functions, common/natural logarithms, exponential functions (common antilogarithms, natural antilogarithms), powers, roots, square roots, cube roots, squares, reciprocals, factorials, conversion of coordinate system ($R \rightarrow P, P \rightarrow R$), random number, π , fractions and percentages.

STATISTICAL FUNCTIONS

Population standard deviation, sample standard deviation, arithmetic mean, sum of square value, sum of value and number of data.

CAPACITY

Entry/basic calculations

8-digit mantissa, or 8-digit mantissa plus 2-digit exponent up to $10^{\pm 99}$.

Fraction calculations

Max. 3-digit mantissa for each integer, numerator or denominator and at the same time max. 6-digit mantissa for the sum of each part.

Scientific functions

Input range

$\sin x / \cos x / \tan x$	$ x < 1440$ degrees $\left(\begin{array}{l} < 8\pi \text{ rad} \\ < 1600 \text{ grad} \end{array} \right)$
$\sin^{-1} x / \cos^{-1} x$	$ x \leq 1$
$\tan^{-1} x$	$ x < 10^{100}$
$\sinh x / \cosh x$	$ x \leq 230.2585$
$\tanh x$	$ x < 10^{100}$
$\sinh^{-1} x$	$ x < 5 \times 10^{99}$
$\cosh^{-1} x$	$1 \leq x < 5 \times 10^{99}$
$\tanh^{-1} x$	$ x < 1$
$\log x / \ln x$	$10^{-99} \leq x < 10^{100}$
e^x	$-10^{100} < x \leq 230.2585$
10^x	$-10^{100} < x < 100$

x^y	$\begin{cases} x > 0 \rightarrow -10^{100} < y \cdot \log x < 100 \\ x = 0 \rightarrow y > 0 \\ x < 0 \rightarrow y : \text{integer or } \pm 1/2n + 1 \\ \quad (n : \text{integer}) \end{cases}$
$x^{1/y}$	$\begin{cases} x > 0 \rightarrow y \neq 0 \quad -10^{100} < 1/y \cdot \log x < 100 \\ x = 0 \rightarrow y > 0 \\ x < 0 \rightarrow y : \text{odd number or } \pm 1/n \\ \quad (n : \text{natural number}) \end{cases}$
\sqrt{x}	$0 \leq x < 10^{100}$
x^2	$ x < 10^{50}$
$\sqrt[3]{x}$	$ x < 10^{100}$
$1/x$	$ x < 10^{100} \quad (x \neq 0)$
$x!$	$0 \leq x \leq 69 \quad (x : \text{integer})$
REC \rightarrow POL	$\sqrt{x^2 + y^2} < 10^{100}$
POL \rightarrow REC	$ \theta < 1440 \text{ degrees} \left(\begin{array}{l} < 8\pi \text{ rad} \\ < 1600 \text{ grad} \end{array} \right),$ $ r < 10^{100}$
$\circ \dots$	up to second
π	8 digits

*Errors are cumulative with such internal continuous calculations as x^y , $x^{1/y}$, $x!$, $\sqrt[3]{x}$ so accuracy may be adversely affected.

*Output accuracy
 ± 1 in the 8th digit.

DECIMAL POINT

Full floating with underflow.

EXPONENTIAL DISPLAY

Norm 1 — $10^{-2} > |x|, |x| \geq 10^8$

Norm 2 — $10^{-7} > |x|, |x| \geq 10^8$

READ-OUT

Liquid crystal display, suppressing unnecessary 0's (zeros).

POWER SOURCE

•fx-350D

Power source: Two alkaline-manganese batteries (LR44 or SR44 (G-13))

Battery life: The unit gives approximately 750 hours continuous operation on type LR44 (1,820 hours on type SR44 (G-13)).

Power consumption: 0.0004W

•fx-82L

Power source: Two AA size manganese dry batteries (UM-3 or R6P (SUM-3))

Battery life: The unit gives approximately 9,000 hours continuous operation on type UM-3 (11,000 hours on type R6P (SUM-3)).

Power consumption: 0.0004W

AMBIENT TEMPERATURE RANGE

0°C – 40°C (32°F – 104°F)

DIMENSIONS

•fx-350D

10mmH × 73mmW × 140mmD

(³/₈''H × 2⁷/₈''W × 5¹/₂''D)

•fx-82L

21.5mmH × 76mmW × 153mmD

(⁷/₈''H × 3''W × 6''D)

WEIGHT

•fx-350D 63 g (2.2 oz) including batteries

•fx-82L 121 g (4.3 oz) including batteries

7/NORMAL CALCULATIONS

- * You can perform normal calculations in the COMP mode (MODE 0).
- * Calculations can be performed in the same sequence as the written formula (true algebraic logic).
- * Nesting of up to 18 parentheses at 6 levels is allowed.

7-1 Four basic calculations (incl. parenthesis calculations)

— 88 — $\wedge\wedge$

— 89 — $\wedge\wedge$

EXAMPLE	OPERATION	READ-OUT
---------	-----------	----------

$$23 + 4.5 - 53 =$$

$$23 \text{ + } 4 \text{ . } 5 \text{ - } 53 \text{ = } \boxed{-25.5}$$

$$56 \times (-12) \div (-2.5) =$$

$$56 \text{ x } 12 \text{ +/- } \div \text{ 2 . } 5 \text{ +/- } \text{ = } \boxed{268.8}$$

$$2 \div 3 \times (1 \times 10^{20}) =$$

$$2 \div 3 \text{ x } 1 \text{ [EXP] } 20 \text{ = } \boxed{6.6666667 \text{ 19}}$$

$$\underline{7 \times 8} - \underline{4 \times 5} (= 56 - 20) =$$

$$7 \text{ x } 8 \text{ - } 4 \text{ x } 5 \text{ = } \boxed{36.}$$

$$1 + 2 - \underline{3 \times 4} \div 5 + 6 =$$

$$1 \text{ + } 2 \text{ - } 3 \text{ x } 4 \div 5 \text{ + } 6 \text{ = } \boxed{6.6}$$

$$\frac{6}{4 \times 5} =$$

$$4 \text{ x } 5 \div 6 \text{ [INV] [X↔Y] = } \boxed{0.3}$$

*The number of levels of the $\left(\frac{\dots}{\dots}\right)$ key can be displayed.

$$2 \times \{7 + 6 \times (5 + 4)\} =$$

2	×	(0	1)	=	0.		
7	+	6	×	(0	2)	=	0.
5	+	4))	=		122.		

*It is unnecessary to press the **()** key before the **=** key.

$$10 - \{7 \times (3 + 6)\} =$$

10	-	(7	×	(3	+	6)	=	-53.
----	---	---	---	---	---	---	---	---	---	---	------

Another operation:

10	-	(7	×	(3	+	6))	=
----	---	---	---	---	---	---	---	---	---	---	---

7-2 Constant calculations

*The "K" sign appears when a number is set as a constant.

$3 + 2.3 =$	$2 \square \cdot 3 \square + \square + \square 3 \square =$	<table border="1" style="display: inline-table; vertical-align: middle;"><tr><td>K</td><td>5.3</td></tr></table>	K	5.3
K	5.3			
$6 + 2.3 =$	$6 \square =$	<table border="1" style="display: inline-table; vertical-align: middle;"><tr><td>K</td><td>8.3</td></tr></table>	K	8.3
K	8.3			

$2.3 \times 12 =$	$12 \square \times \square 2 \square \cdot 3 \square =$	<table border="1" style="display: inline-table; vertical-align: middle;"><tr><td>K</td><td>27.6</td></tr></table>	K	27.6
K	27.6			
$(-9) \times 12 =$	$9 \square \div \square =$	<table border="1" style="display: inline-table; vertical-align: middle;"><tr><td>K</td><td>-108.</td></tr></table>	K	-108.
K	-108.			

$17 + 17 + 17 + 17 =$	$17 \square + \square =$	<table border="1" style="display: inline-table; vertical-align: middle;"><tr><td>K</td><td>34.</td></tr></table>	K	34.
K	34.			
	$\square =$	<table border="1" style="display: inline-table; vertical-align: middle;"><tr><td>K</td><td>51.</td></tr></table>	K	51.
K	51.			
	$\square =$	<table border="1" style="display: inline-table; vertical-align: middle;"><tr><td>K</td><td>68.</td></tr></table>	K	68.
K	68.			

$1.7^2 =$	$1 \square \cdot 7 \square \times \square =$	<table border="1" style="display: inline-table; vertical-align: middle;"><tr><td>K</td><td>2.89</td></tr></table>	K	2.89
K	2.89			
$1.7^3 =$	$\square =$	<table border="1" style="display: inline-table; vertical-align: middle;"><tr><td>K</td><td>4.913</td></tr></table>	K	4.913
K	4.913			
$1.7^4 =$	$\square =$	<table border="1" style="display: inline-table; vertical-align: middle;"><tr><td>K</td><td>8.3521</td></tr></table>	K	8.3521
K	8.3521			

$$3 \times 6 \times 4 =$$

$$3 \times 6 \times 4 =$$

K

18.

$$3 \times 6 \times (-5) =$$

$$4 =$$

K

72.

$$5 \div 5 =$$

K

-90.

$$\frac{56}{4 \times (2 + 3)} =$$

$$\frac{23}{4 \times (2 + 3)} =$$

$$4 \times (2 + 3) \div 56 =$$

K

20.

$$56 \div$$

K

2.8

$$23 \div$$

K

1.15

7-3 Memory calculations

- * Be careful not to set the function mode at "SD" when performing memory calculations.
- * When a new number is entered into the memory by **Min** key, the previous number stored is automatically cleared and the new number is put in the memory.
- * To clear the contents press **0 Min** or **AC Min** in sequence.
- * The "M" sign appears when a number is stored in the memory.

$53 + 6 =$

$23 - 8 =$

$56 \times 2 =$

$+) 99 \div 4 =$

210.75

$53 \oplus 6 \ominus \text{Min}$

$23 \ominus 8 \text{M+}$

$56 \otimes 2 \text{M+}$

$99 \div 4 \text{M+}$

MR

M	59.
M	15.
M	112.
M	24.75
M	210.75

$7 + 7 - 7 + (2 \times 3) + (2 \times 3) + (2 \times 3) - (2 \times 3) =$

$7 \text{Min M+ INV M- } 2 \otimes 3 \text{M+ M+}$

M+ INV M- MR

M	19.
---	-----

$12 \times 3 =$

$-) 45 \times 3 =$

$78 \times 3 =$

135

$3 \otimes \otimes 12 \ominus \text{Min}$

45INV M-

78M+

MR

M K	36.
M K	135.
M K	234.
M K	135.

~~- 94 92~~
- 95 - 90

*When the $\boxed{X \leftrightarrow M}$ key is pressed after the \boxed{INV} key, the displayed number is exchanged with the content of the memory.

$$(3 + 6) \times (2 + 5)$$

$$\frac{(3 + 6) \times (2 + 5)}{\{2 \times (3 + 4)\} + \{6 \times (7 + 8)\}} =$$

$$\boxed{((\dots) 3 + 6 (\dots)) \times ((\dots) 2 + 5 (\dots)) = \text{Min}} \quad \boxed{M \quad 63.}$$

$$2 \times ((\dots) 3 + 4 (\dots)) + ((\dots) 6 \times ((\dots)$$

$$7 + 8 (\dots)) (\dots) = \quad \boxed{M \quad 104.}$$

$$\boxed{INV \ X \leftrightarrow M \ \div \ MR =} \quad \boxed{M \quad 0.6057692}$$

7-4 Fraction calculations

- * The display capacity as a fraction, whether entry or result, is limited to a max. 3 digits for each integer, numerator or denominator part and at the same time to a max. 6 digits in the sum of each part. When an answer exceeds the above capacity, it is automatically converted to the decimal scale.
- * A fraction can be transferred to the memory.
- * When a fraction is extracted, the answer is displayed as a decimal.
- * A press of $\boxed{a\frac{b}{c}}$ key after the $\boxed{=}$ key converts the fraction answer to the decimal scale.

$$4\frac{5}{6} \times (3\frac{1}{4} + 1\frac{2}{3}) \div 7\frac{8}{9} =$$

4 $\frac{5}{6}$ 5 $\frac{1}{4}$ 6 \times ($\frac{2}{3}$ 3 $\frac{1}{4}$)
 1 $\frac{1}{4}$ 4 $+$ 1 $\frac{2}{3}$ 2 $\frac{1}{4}$ 3 ()
 \div 7 $\frac{8}{9}$ 8 $\frac{1}{4}$ 9 $=$

3.7568.
3.0123239
3.7568.

$$2\frac{4}{5} + \frac{3}{4} - 1\frac{1}{2} =$$

2 $\frac{4}{5}$ 4 $\frac{3}{4}$ 5 $+$ 3 $\frac{1}{2}$ 4 $-$
 $\frac{1}{2}$ 1 $\frac{1}{2}$ 1 $\frac{1}{2}$ 2 $=$

3.1120.
3.55
2.120.

$$(1.5 \times 10^7) - \{ (2.5 \times 10^6) \times \frac{3}{100} \} =$$

1 \cdot 5 EXP 7 $-$ 2 \cdot 5 EXP 6
 \times 3 $\frac{1}{100}$ $=$

14925000.

*During a fraction calculation, a figure is reduced to the lowest terms by pressing a function command key ($\frac{1}{2}$, $\frac{1}{4}$, $\frac{1}{8}$ or $\frac{1}{16}$) or the $\frac{1}{x}$ key if the figure is reducible.

~~- 98 - 11~~
 - 99 - 99

$$3\frac{456}{78} = 8\frac{11}{13} \quad (\text{Reduction})$$

$3 \boxed{\frac{a}{b}}$ $456 \boxed{\frac{a}{b}}$ 78	$3 \boxed{\frac{a}{b}}$ $456 \boxed{\frac{a}{b}}$ $78.$
$\boxed{=}$	$8 \boxed{\frac{a}{b}}$ $11 \boxed{\frac{a}{b}}$ $13.$

*By pressing $\boxed{\text{INV}}$ $\boxed{\text{d/c}}$ continuously, the displayed value will be converted to the improper fraction.

Continuing from above

$$\frac{12}{45} - \frac{32}{56} =$$

INV d/c 115.13.

12 a/b 45 = 4.15.
32 a/b 56 = -32.105.

*The answer in a calculation performed between a fraction and a decimal is displayed as a decimal.

$$\frac{41}{52} \times 78.9 =$$

41 a/b 52 x 78.9 = 41.52.
62.209615

7-5 Percentage calculations

12% of 1500

$$1500 \times 12 \text{ INV } \% \boxed{180.}$$

Percentage of 660 against 880

$$660 \div 880 \text{ INV } \% \boxed{75.}$$

15% add-on of 2500

$$2500 \times 15 \text{ INV } \% + \boxed{2875.}$$

25% discount of 3500

3500 \times 25 INV $\%$ $-$ 2625.

300cc is added to a solution of 500cc. What is the percent of the new volume to the initial one?

300 $+$ 500 INV $\%$ 160.

(%)

If you made \$80 last week and \$100 this week, what is the percent increase?

$$100 - 80 \text{ INV } \% \boxed{25.} \\ (\%)$$

12% of 1200
 18% of 1200
 23% of 1200

$1200 \times \times 12 \text{ INV } \%$	K	144.
$18 \text{ INV } \%$	K	216.
$23 \text{ INV } \%$	K	276.

26% of 2200
 26% of 3300
 26% of 3800

26 \times \times 2200 INV %

3300 INV %

3800 INV %

K	572.
K	858.
K	988.

Percentage of 30 against 192

Percentage of 156 against 192

192 \div \div 30 INV %

156 INV %

K	15.625
K	81.25

- * 600 grams was added to 1200 grams. What percent is the total to the initial weight?
- * 510 grams was added to 1200 grams. What percent is the total to the initial weight?

1200 **+** **+** 600 **INV** **%**

K	150.
---	------

 510 **INV** **%**

K	142.5
---	-------

- * How many percent down is 138 grams to 150 grams?
- * How many percent down is 129 grams to 150 grams?

150 **-** **-** 138 **INV** **%**

K	- 8.
---	------

 129 **INV** **%**

K	- 14.
---	-------

8 / FUNCTION CALCULATIONS

Scientific function keys can be utilized as subroutines of four basic calculations (including parenthesis calculations).

* This calculator computes as $\pi = 3.1415927$ and $e = 2.7182818$.

* In some scientific functions, the display disappears momentarily while complicated formulas are being processed. So do not enter numerals or press the function key until the previous answer is displayed.

* For each input range of the scientific functions, see page 12.

8-1 Sexagesimal ↔ Decimal conversion

The $^{\circ}'''$ key converts the sexagesimal figure (degree, minute and second) to decimal notation. Operation of $\text{INV} \leftarrow$ converts the decimal notation to the sexagesimal notation.

~~- 108 - 1.8~~
- 109 - 1.9

$$14^\circ 25' 36'' =$$

14	$\boxed{0.999}$	14.
25	$\boxed{0.999}$	14.416667
36	$\boxed{0.999}$	14.426667
INV	$\boxed{\leftarrow}$	$14^\circ 25' 36''$

8-2 Trigonometric / Inverse trigonometric functions

$$\sin\left(\frac{\pi}{6} \text{ rad}\right) =$$

"RAD" (MODE 5) $\pi \div 6 =$ sin 0.5

$$\cos 63^\circ 52' 41'' =$$

"DEG" (MODE 4)
 63 $\boxed{0.999}$ 52 $\boxed{0.999}$ 41 $\boxed{0.999}$ 63.878056
 COS 0.440283

$$\tan(-35 \text{ gra}) =$$

"GRA" (MODE 6) 35 $\boxed{+/-}$ tan -0.6128007

$$2 \cdot \sin 45^\circ \times \cos 65^\circ =$$

“DEG”

$$2 \times 45 \sin \times 65 \cos = \boxed{0.5976724}$$

$$\cot 30^\circ = \frac{1}{\tan 30^\circ} =$$

$$\text{“DEG” } 30 \tan \text{ INV } 1/x = \boxed{1.7320508}$$

$$\sec\left(\frac{\pi}{3} \text{ rad}\right) = \frac{1}{\cos\left(\frac{\pi}{3} \text{ rad}\right)} =$$

$$\text{“RAD” } \pi \div 3 = \cos \text{ INV } 1/x = \boxed{2.}$$

$$\operatorname{cosec} 30^\circ = \frac{1}{\sin 30^\circ} =$$

$$\text{“DEG” } 30 \sin \text{ INV } 1/x = \boxed{2.}$$

$$\cos^{-1} \frac{\sqrt{2}}{2} =$$

$$\text{“RAD” } 2 \sqrt{\quad} \div 2 = \cos \text{ INV} = \boxed{0.7853981}$$

$$\tan^{-1} 0.6104 =$$

$$\text{“DEG” } 0.6104 \tan \text{ INV} = \boxed{31.399891}$$

$$\text{INV } \leftarrow = \boxed{31^\circ 23' 59.}$$

8-3 Hyperbolic functions and inverse hyperbolic functions

$$\log 1.23 (= \log_{10} 1.23) =$$

1 . 23 log

0.0899051

$$\text{Solve } 4^x = 64.$$

$$x \cdot \log 4 = \log 64$$

$$x = \frac{\log 64}{\log 4}$$

64 log ÷ 4 log =

3.

$$\ln 90 (= \log_e 90) =$$

90 ln

4.4998097

$$\log 456 \div \ln 456 =$$

456 Min log ÷ MR ln =

M

0.4342944

$$10^{0.4} + 5 \cdot e^{-3} =$$

. 4 INV 10^x + 5 × 3 +/-

INV e^x =

2.7608218

$5.6^{2.3} =$

5 [.] 6 [INV] [x^y] 2 [.] 3 [=] 52.581438

$123^{1/7} (= \sqrt[7]{123}) =$

123 [INV] [x^y] 7 [=] 1.9886478

$(78 - 23)^{-12} =$

[([)] 78 [-] 23 ([)]) [INV] [x^y] 12 [+/-] [=] 1.3051118 - 21

$3^{12} + e^{10} =$

3 [INV] [x^y] 12 [+] 10 [INV] [e^x] [=] 553467.47

$\log \sin 40^\circ + \log \cos 35^\circ =$

“DEG”

40 [sin] [log] [+] 35 [cos] [log] [=] - 0.2785679
 [INV] [10^x] 0.5265407

(The antilogarithm 0.5265407)

$15^{1/5} + 25^{1/6} + 35^{1/7} =$

15 [INV] [x^y] 5 [+] 25 [INV] [x^y] 6 [+] 35 [INV] [x^y] 7 [=] 5.090557

8-5 Square roots, Cube roots, Squares, Reciprocals & Factorials

$$\sqrt{2} + \sqrt{3} \times \sqrt{5} =$$

$$2 \sqrt{\quad} + 3 \sqrt{\quad} \times 5 \sqrt{\quad} = \boxed{5.2871969}$$

$$\sqrt[3]{5} + \sqrt[3]{-27} =$$

$$5 \text{ INV } \sqrt[3]{\quad} + 27 \text{ +/- INV } \sqrt[3]{\quad} = \boxed{-1.2900241}$$

$$123 + 30^2 =$$

$$123 + 30 \text{ INV } x^2 = \boxed{1023.}$$

$$\frac{1}{\frac{1}{3} - \frac{1}{4}} =$$

$$3 \text{ INV } 1/x = 4 \text{ INV } 1/x = \text{ INV } 1/x \boxed{12.}$$

$$8! (= 1 \times 2 \times 3 \times \dots \times 7 \times 8) =$$

$$8 \text{ INV } x! \boxed{40320.}$$

8-6 Miscellaneous functions (FIX, SCI, NORM, RND, RAN #, ENG)

$1.234 + 1.234 =$

“FIX2” (MODE 7 2)

1 . 234 +

1 . 234 =

MODE 9

FIX	1.23
FIX	2.47
	2.468

“FIX2”

1 . 234 INV RND +

1 . 234 INV RND =

MODE 9

FIX	1.23
FIX	2.46
	2.46

$\frac{1}{3} + \frac{1}{3} =$

“SCI2” (MODE 8 2)

1 ÷ 3 +

1 ÷ 3 =

MODE 9

SCI	3.3 - 01
SCI	6.7 - 01
	0.6666666

“SCI2” ((... 1 ÷ 3 ...)) INV RND +

((... 1 ÷ 3 ...)) INV RND =

MODE 9

SCI	3.3 - 01
SCI	6.6 - 01
	0.66

$$1 \div 1000 = 0.001$$

$$= 1 \times 10^{-3}$$

(Norm 1) $1 \div 1000 =$ 1. - 03

(Norm 2) $\text{MODE} \text{ 9}$ 0.001

$$123\text{m} \times 456$$

$$= 56088\text{m}$$

$$= 56.088\text{km}$$

$123 \times 456 =$ 56088.

ENG 56.088 03

$$7.8\text{g} \div 96$$

$$= 0.08125\text{g}$$

$$= 81.25\text{mg}$$

$7 \div 96 =$ 0.08125

ENG 81.25 - 03

Generate a random number between 0.000 and 0.999.

$\text{INV} \text{ RAN\#}$ 0.570

(Example)

8-7 Polar to rectangular co-ordinates conversion

Formula

$$x = r \cdot \cos \theta \quad y = r \cdot \sin \theta$$

Ex.)

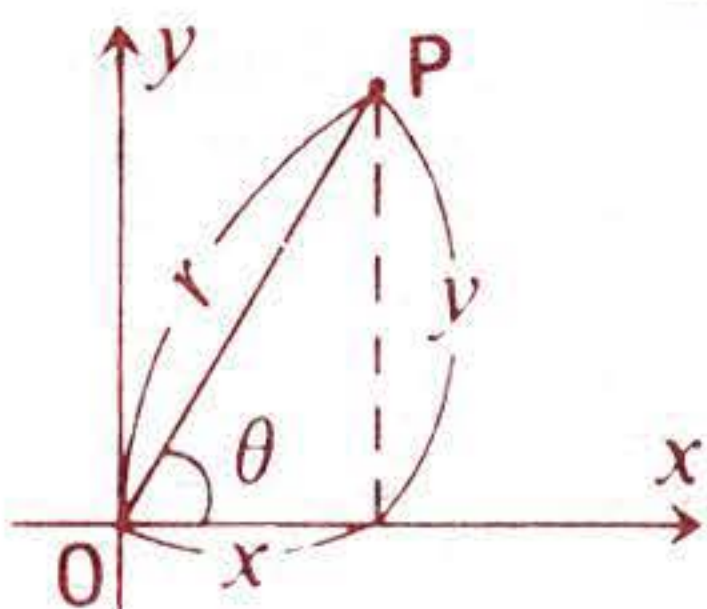
Find the value of x and y when the point P is shown as $\theta = 60^\circ$ and length $r = 2$ in the polar co-ordinates.

"DEG" 2 $\boxed{\text{INV}}$ $\boxed{\text{P}\rightarrow\text{R}}$ 60 $\boxed{=}$ 1.

(x)

$\boxed{\text{INV}}$ $\boxed{\text{X}\leftrightarrow\text{Y}}$ 1.7320508

(y)



8-8 Rectangular to polar co-ordinates conversion

Formula:

$$r = \sqrt{x^2 + y^2}$$

$$\theta = \tan^{-1} \frac{y}{x} \quad (-180^\circ < \theta \leq 180^\circ)$$

Ex.)

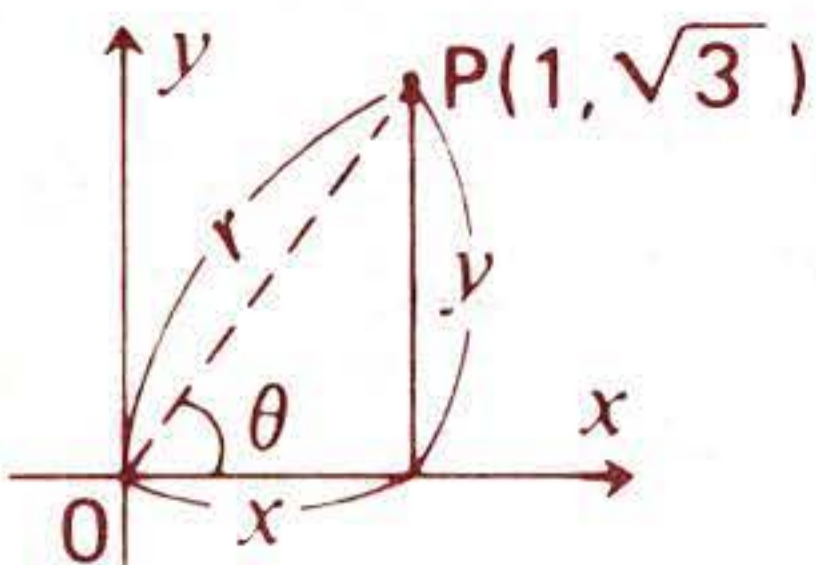
Find the length r and angle θ in radian when the point P is shown as $x = 1$ and $y = \sqrt{3}$ in the rectangular co-ordinates.

"RAD" 1 3 2.

(r)

1.0471976

(θ in radian)



9/STANDARD DEVIATIONS

- * It is necessary to set the function mode to "SD" by pressing **MODE** **□** in sequence.
- * Be sure to press **INV** **SAC** in sequence prior to starting a calculation.

Ex.)
Find σ_{n-1} , σ_n , \bar{x} , n , Σx and Σx^2 based on the data:
55, 54, 51, 55, 53, 53, 54, 52.

“SD” (MODE $\square \cdot \square$) “وضع الانحراف العياري SD”
(With the fx-350D, $\square x$ is indicated as $\square \text{DATA}$.)

INV SAC 55 $\square x$ 54 $\square x$ 51 $\square x$ 55 $\square x$
53 $\square x$ $\square x$ 54 $\square x$ 52 $\square x$ 52.

(Sample standard deviation)

INV σ_{n-1} 1.407886

(Population standard deviation)

INV σ_n 1.3169567

(Arithmetical mean)

INV \bar{x} 53.375

(Number of data)

INV n 8.

(Sum of value)

INV Σx 427.

(Sum of square value)

INV Σx^2 22805.

Note:

The sample standard deviation σ_{n-1} is defined as

$$\sqrt{\frac{\sum x^2 - \frac{(\sum x)^2}{n}}{n-1}}$$

the population standard deviation σ_n is defined as

$$\sqrt{\frac{\sum x^2 - \frac{(\sum x)^2}{n}}{n}}$$

and the arithmetical mean \bar{x} is defined as

$$\frac{\sum x}{n}$$

- * Pressing σ_{n-1} , σ_n , \bar{x} , n , Σx or Σx^2 key need not be done sequentially.
- * With data of the same value, the x key enters the number of data and the \times key enters the value.
- * To delete wrong entries press the DEL key after the INV key.

Ex.)

Find n , \bar{x} & σ_{n-1} based on the data: 1.2, -0.9, -1.5, 2.7, -0.6, 0.5, 0.5, 0.5, 0.5, 1.3, 1.3, 1.3, 0.8, 0.8, 0.8, 0.8, 0.8.

“SD”

INV SAC 1 . 2 x . 9 +/- x - 0.9

① (Mistake)

2 . 5 +/- - 2.5

①' (To correct)

	C	0.
1 . 5 +/- x		- 1.5
2 . 7 x		2.7

② (Mistake)

x 2.7

③ (Mistake)

1 . 6 +/- x - 1.6

③' (To correct)

	INV DEL	- 1.6
. 6 +/- x		- 0.6

②' (To correct)

2 . 7 INV DEL	2.7
. 5 X 4 X	0.5

④ (Mistake)

1 . 4 X	1.4
---------	-----

④' (To correct)

AC	0.
1 . 3 X 3 X	1.3
. 8 X	0.8

⑤ (Mistake)

6 X	0.8
-----	-----

⑤' (To correct)

. 8 X 6 INV DEL	0.8
. 8 X 5 X	0.8
INV n	17.
INV \bar{x}	0.6352941
INV σ_{n-1}	0.9539006