

178 | 1


SERVICE MANUAL & PARTS LIST

(without price)

ELECTRONIC KEYBOARD

EP-10

APR. 1987



EP-10

CASIO®

CONTENTS

1. SCHEMATIC DIAGRAM M3188-MA1M, 2M 1

2. PCB LAYOUT & MAJOR WAVEFORMS 2

3. BLOCK DIAGRAM 3

4. KEY & SWITCH MATRIX 3

5. CPU (μ PD1868G11) 4

6. LINEAR CIRCUIT

6-1. Melody Circuit 5

6-2. Percussion Circuit 6

7. POWER SUPPLY CIRCUIT 6

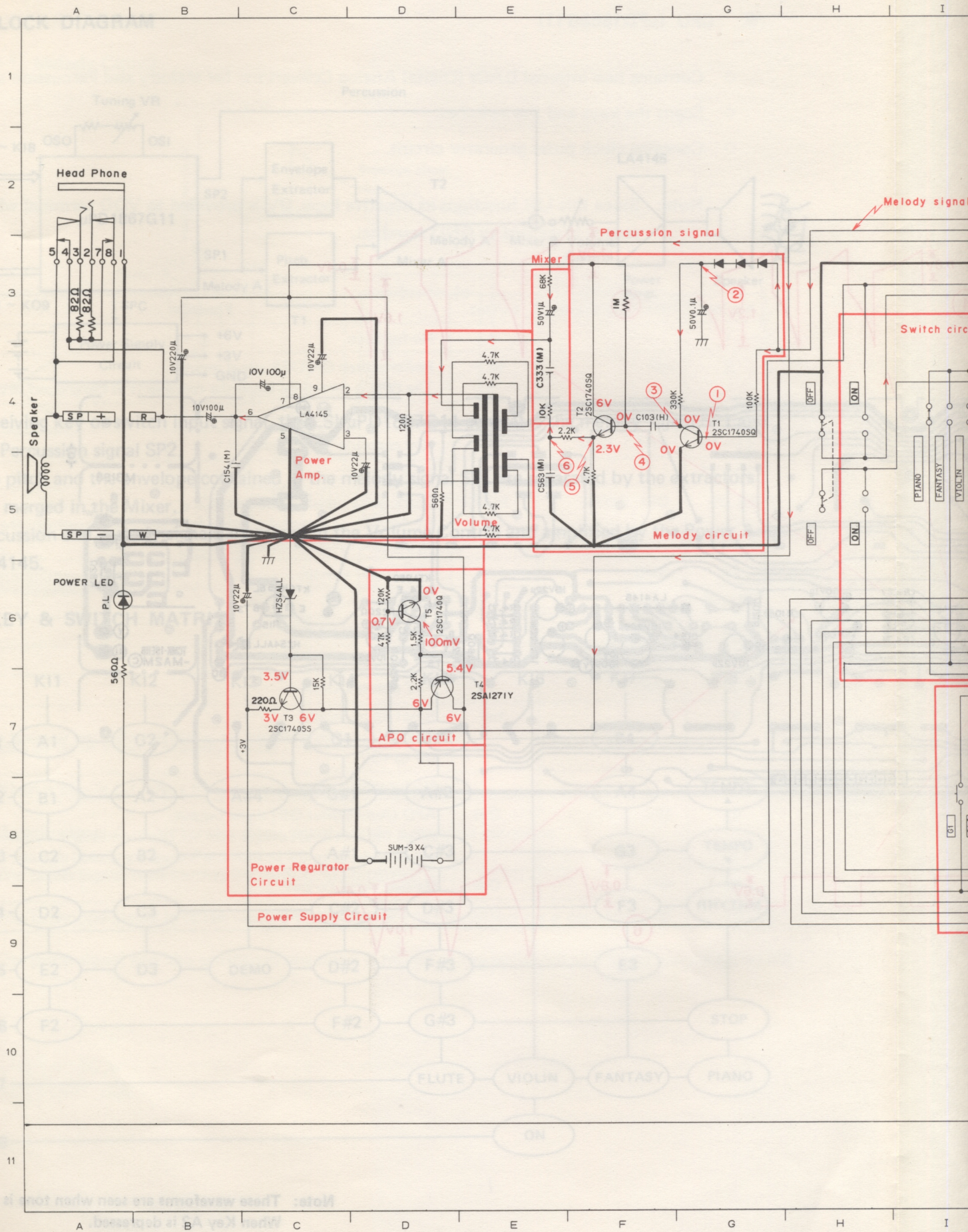
8. TROUBLESHOOTING 7

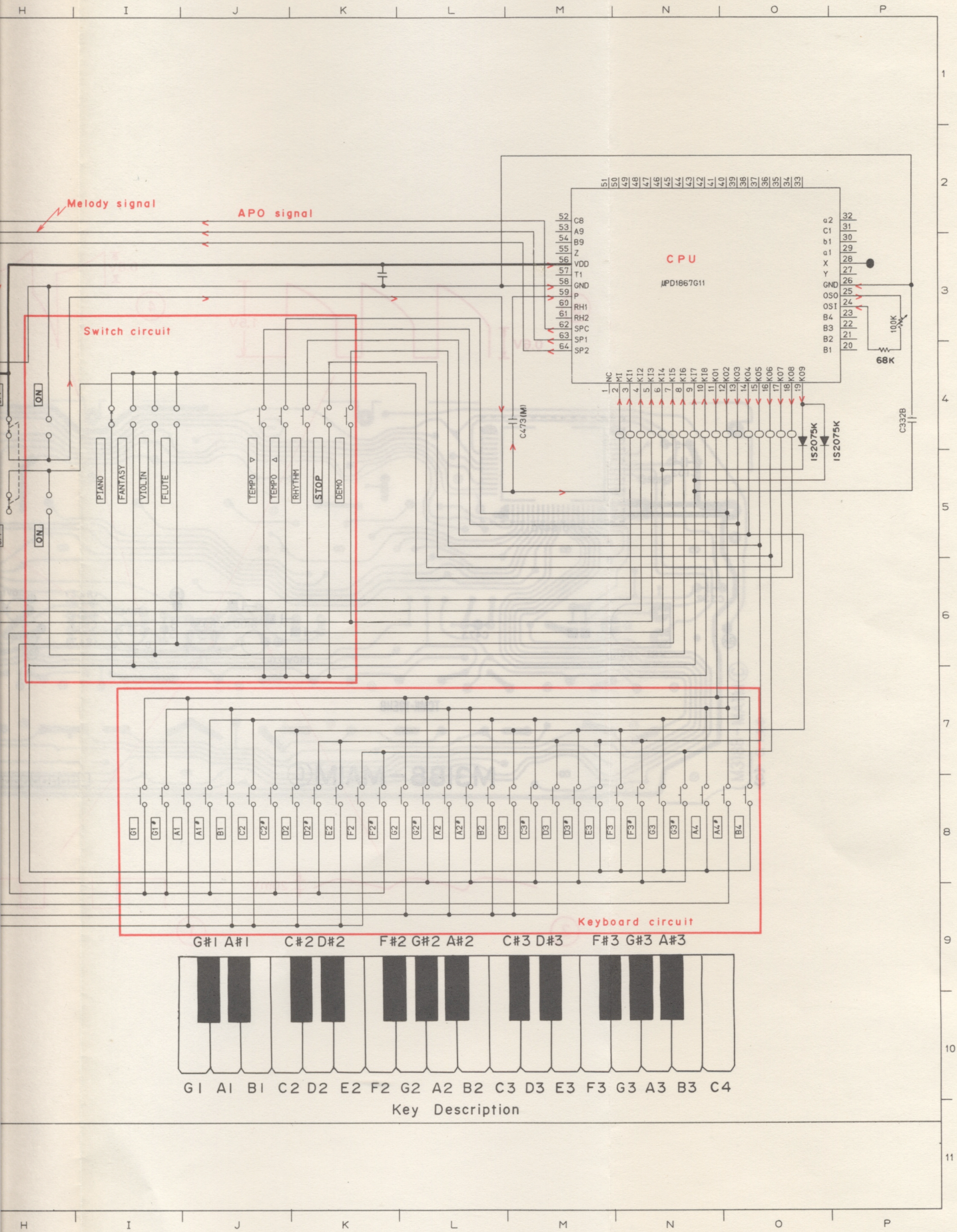
PARTS LIST 8



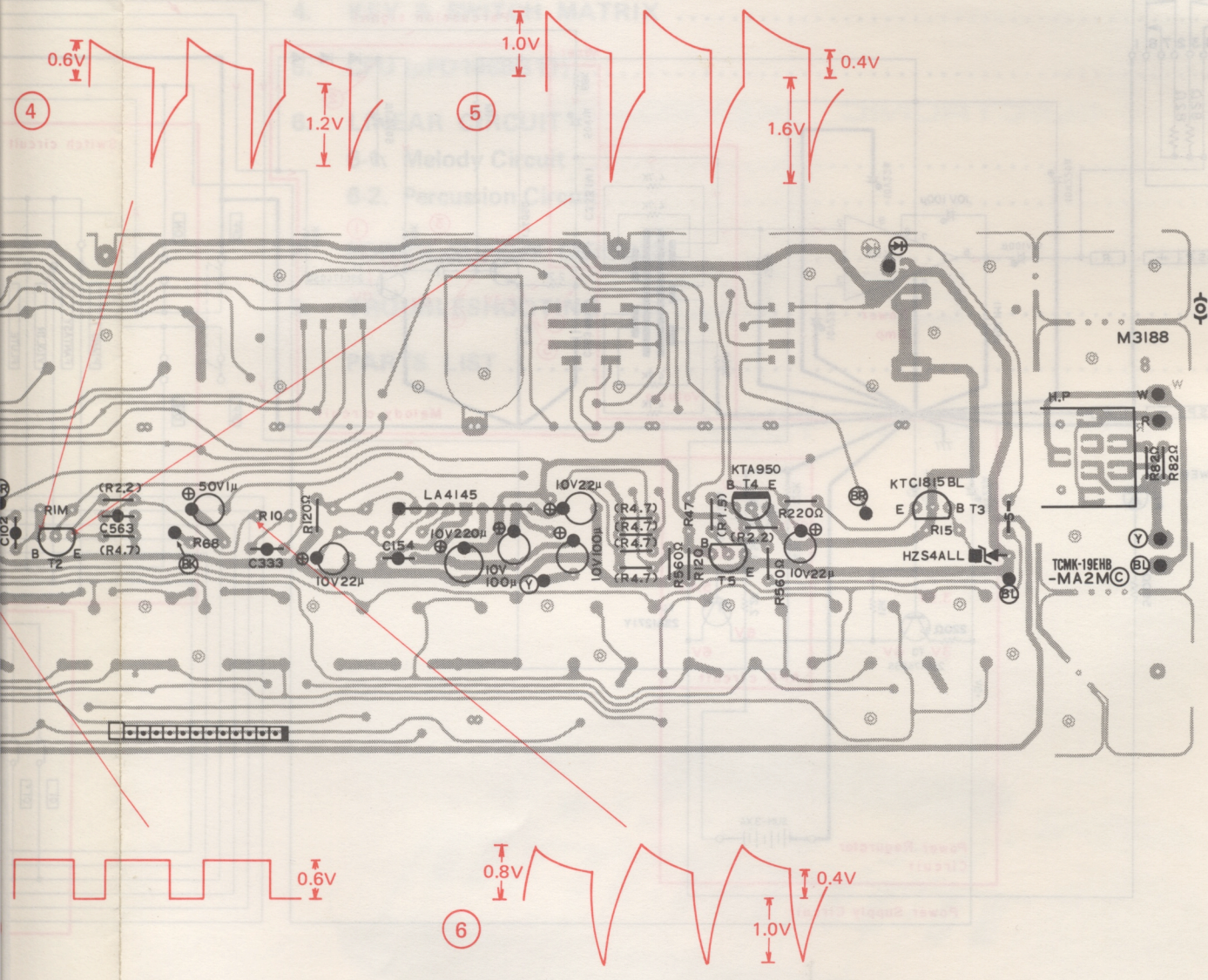
CASIO

1. SCHEMATIC DIAGRAM M3188-MA1M, 2M



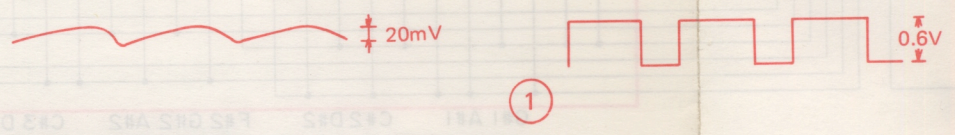
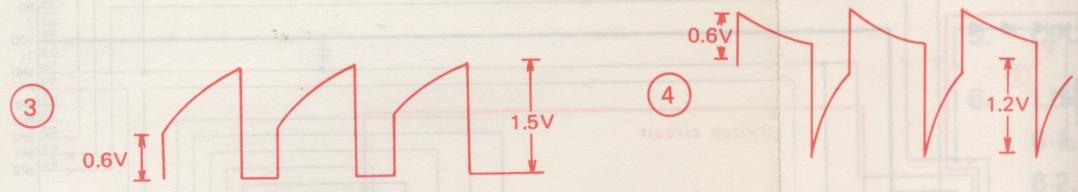
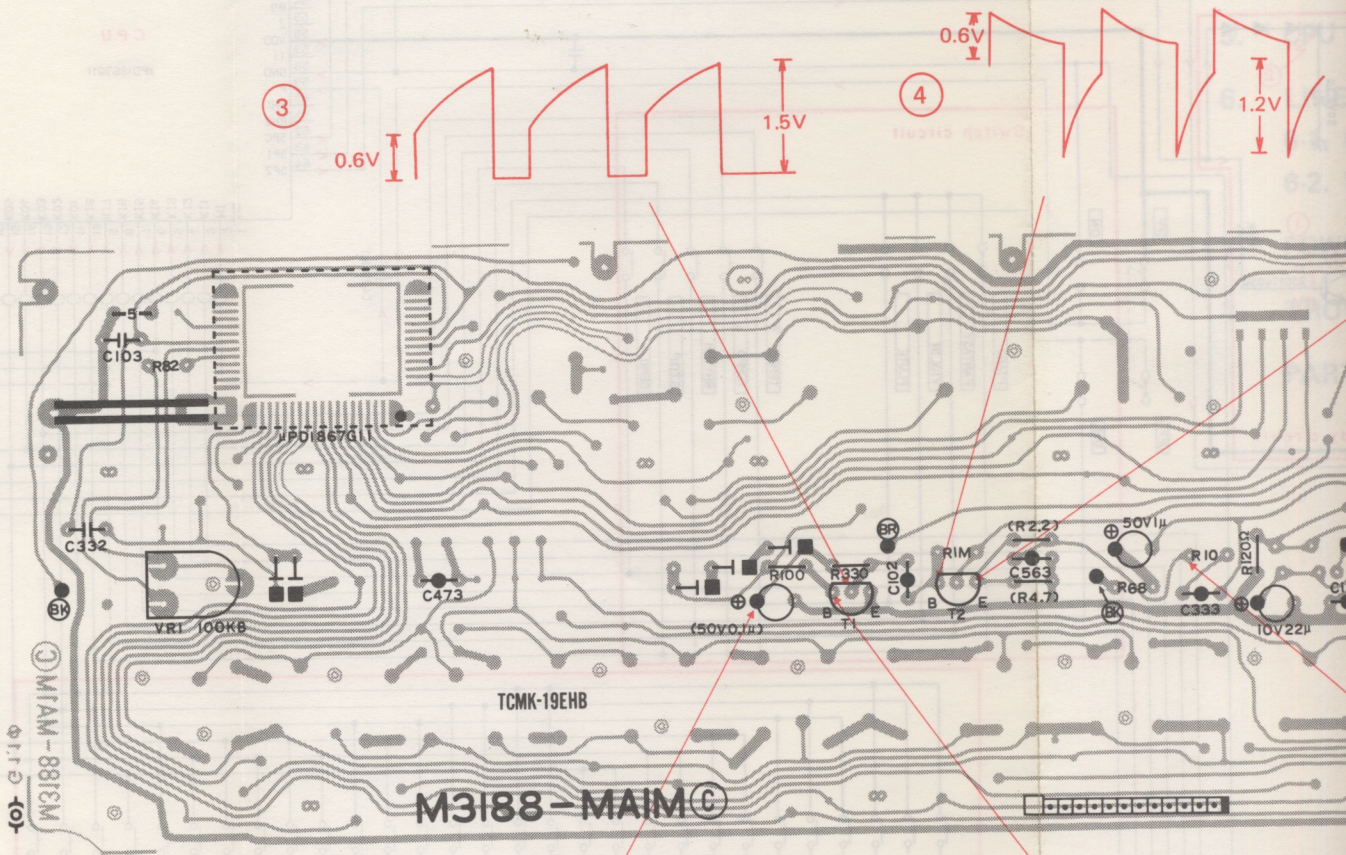


- 1. SCHEMATIC DIAGRAM M3188-MA2M 2M
- 2. PCB LAYOUT & MAJOR WAVEFORMS
- 3. BLOCK DIAGRAM
- 4. KEY & MELODY MATRIX

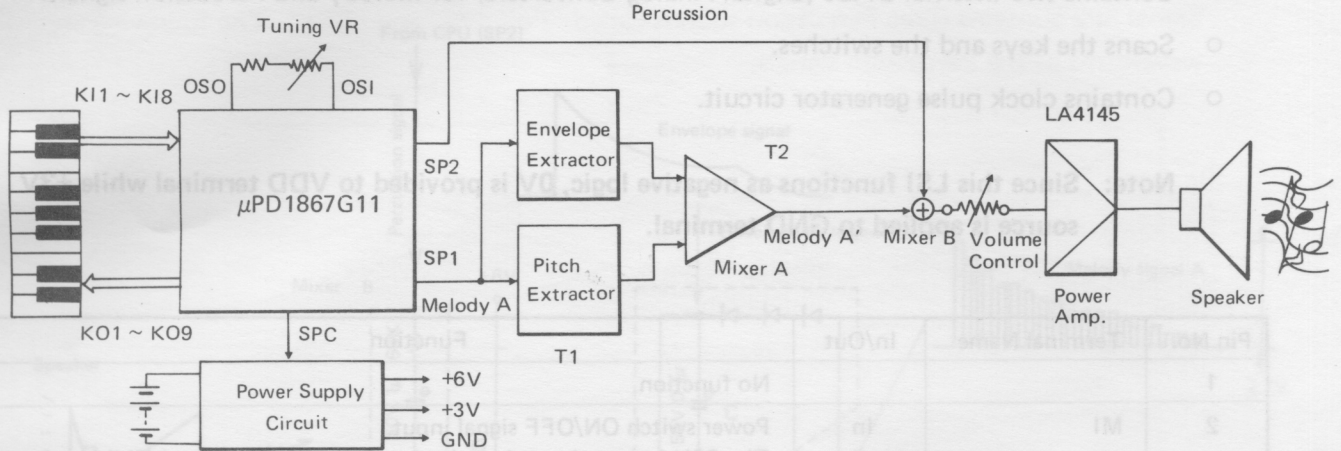


Note: These waveforms are seen when tone is set to FLUTE
When Key A2 is depressed.

PCB LAYOUT & MAJOR WAVEFORMS



3. BLOCK DIAGRAM

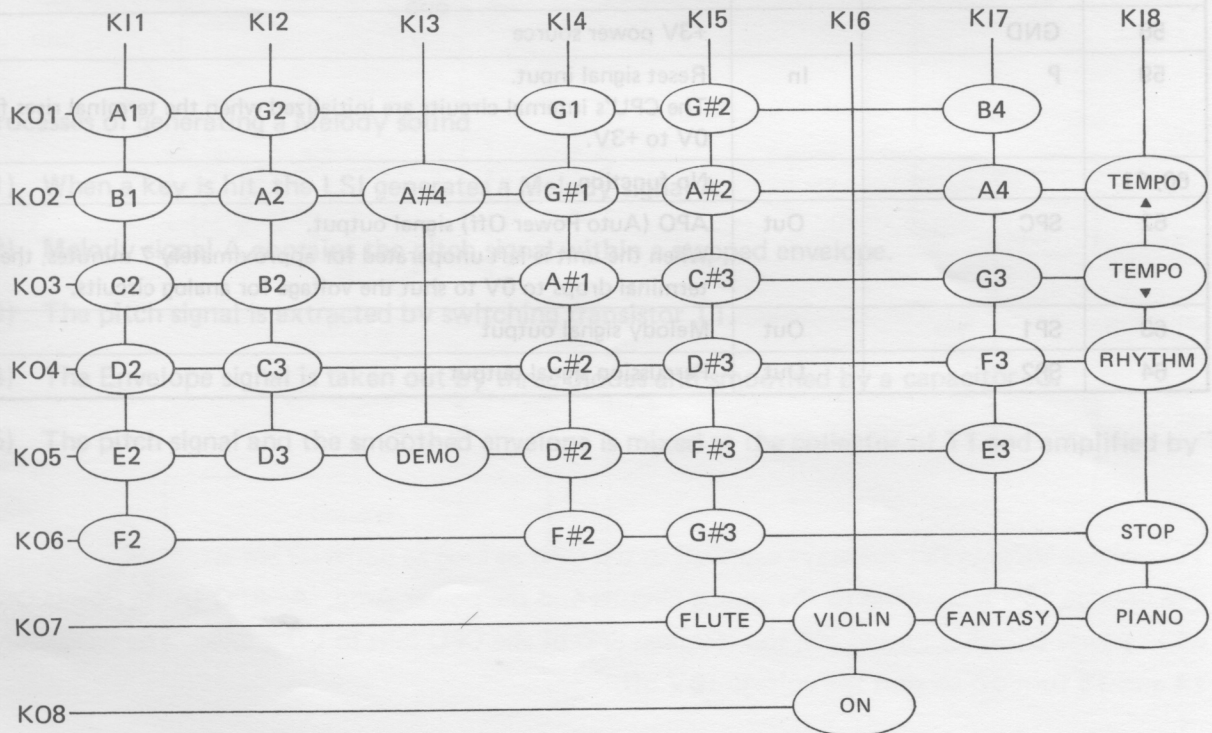


Receiving key or switch input signal, the LSI μ PD1867G11 generates the melody signal SP1 and the Percussion signal SP2.

The pitch and the envelope contained in the melody signal SP1 are separated by the extractors and merged in the Mixer.

Percussion and melody signals are mixed in the Volume Control and amplified by the Power Amp. LA4145.

4. KEY & SWITCH MATRIX



to FLUTE.

5. CPU (μ PD1868G11)

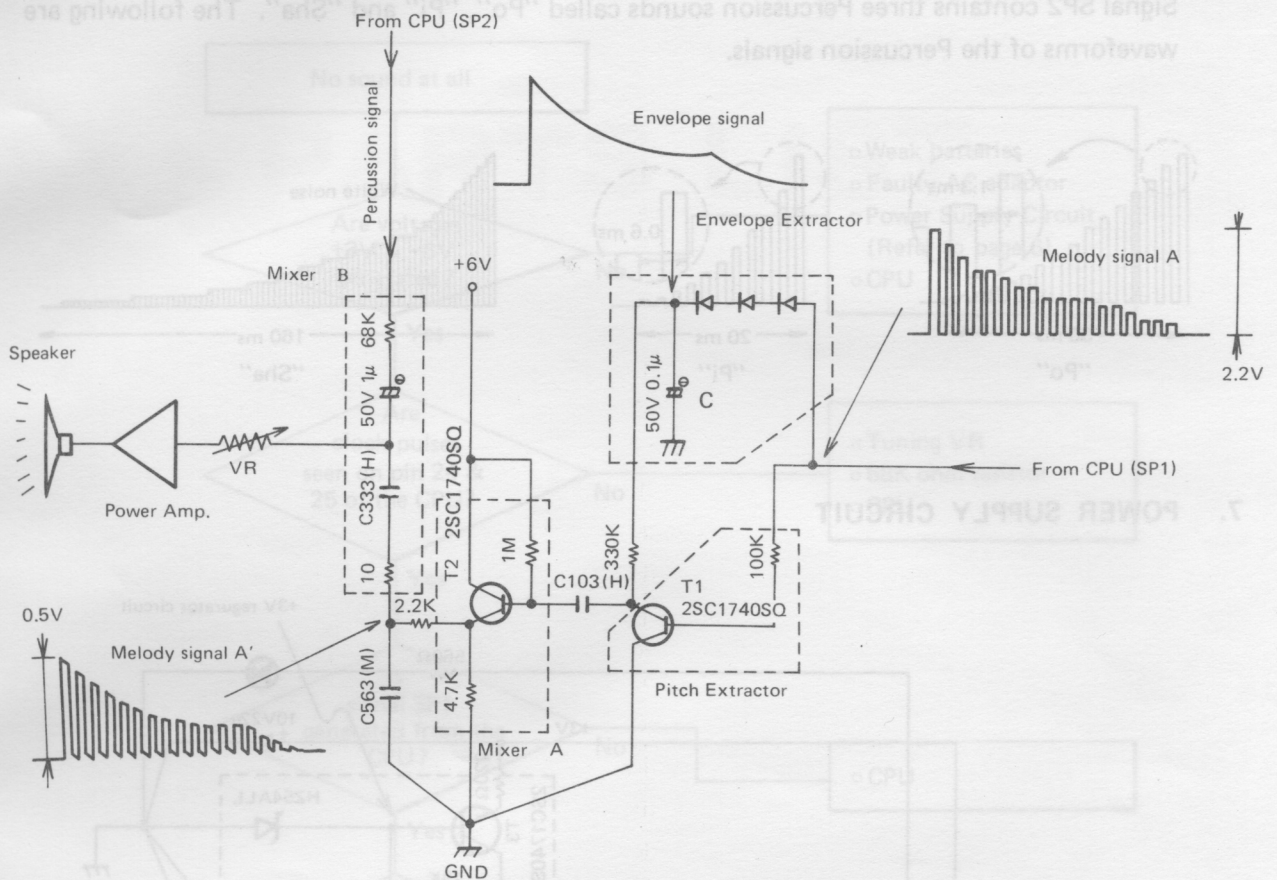
- Contains two internal DACs (Digital Analog Converters) for Melody and Percussion signals.
- Scans the keys and the switches.
- Contains clock pulse generator circuit.

Note: Since this LSI functions as negative logic, 0V is provided to VDD terminal while +3V source is applied to GND terminal.

Pin No.	Terminal Name	In/Out	Function
1			No function
2	MI	In	Power switch ON/OFF signal input. The CPU is turned on when the terminal is at the ground (0V).
3 ~ 10	KI1 ~ KI8	In	Key input signals input
11 ~ 19	KO1 ~ KO9	Out	Key common signals output
20 ~ 23			No function
24, 25	OS1, OSO	In/Out	Clock pulse signal input/output. By connecting external resistors between these terminals, the frequency of the clock pulse is determined.
26	GND		+3V power source
27 ~ 55			No function
56	VDD		Ground (0V) source
57			No function
58	GND		+3V power source
59	P	In	Reset signal input. The CPU's internal circuits are initialized when the terminal rises from 0V to +3V.
60, 61			No function
62	SPC	Out	APO (Auto Power Off) signal output. When the unit is left unoperated for approximately 7 minutes, the terminal drops to 0V to shut the voltage for analog circuits.
63	SP1	Out	Melody signal output
64	SP2	Out	Percussion signal output

6. LINEAR CIRCUIT

6-1. Melody Circuit

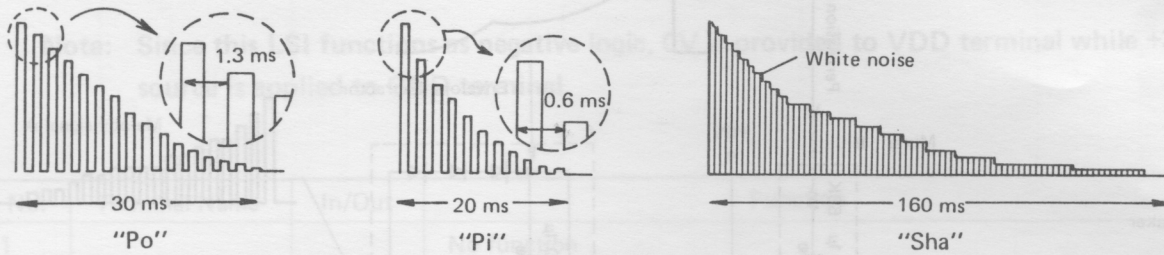


Processes of generating a Melody sound

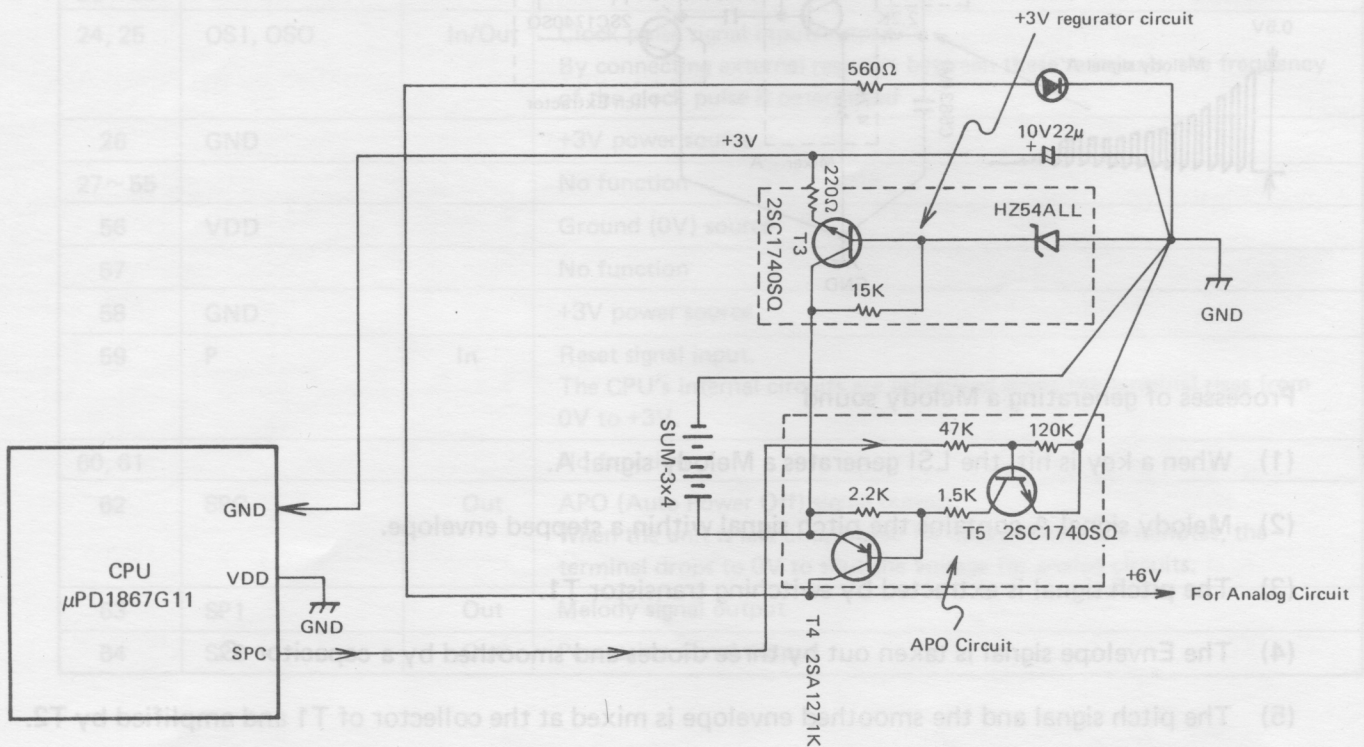
- (1) When a key is hit, the LSI generates a Melody signal A.
- (2) Melody signal A contains the pitch signal within a stepped envelope.
- (3) The pitch signal is extracted by switching transistor T1.
- (4) The Envelope signal is taken out by three diodes and smoothed by a capacitor C.
- (5) The pitch signal and the smoothed envelope is mixed at the collector of T1 and amplified by T2.

6-2. Percussion Circuit

In accordance with the selected rhythm, the LSI generates the Percussion signal SP2. Signal SP2 contains three Percussion sounds called "Po", "Pi" and "Sha". The following are waveforms of the Percussion signals.



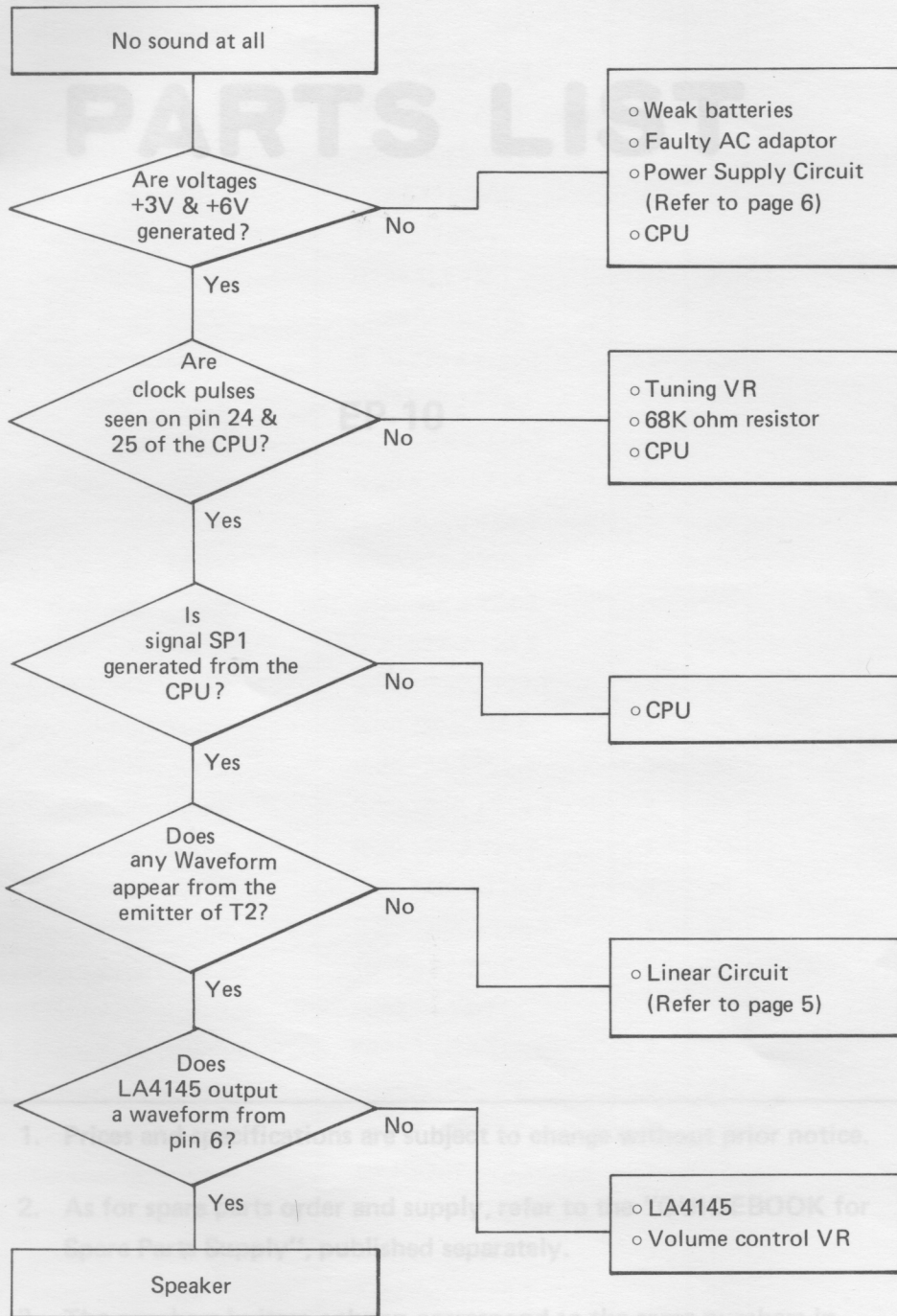
7. POWER SUPPLY CIRCUIT



The voltage VDD (+3V) is always supplied to the CPU as long as batteries are set.

The voltage +6V is supplied to the analog circuits and the power Amp. At APO (Auto Power Off) or when power switch is turned off, the terminal SPC of the CPU falls to LOW level. The transistors T4 and T5 turn off to shut the voltage +6V off.

8. TROUBLESHOOTING



Notes: 1. ... subject to change without prior notice.
 2. As for spare parts order and supply, refer to ... BOOK for ... had separately.
 ... correspond to the same numbers in drawing.

PARTS LIST

Item	Code No.	Part Name	Specification	Q'ty	Unit Price N.R. Yen (¥) (FOR JAPAN)	Rank
		W-3188-MA1M PCB Assy				
	2001 1423	IC	FD-1887G11	1		B
	2105 1045	Monolithic Power Amp	LA4145	1		B
	2205 1381	Transformer	PC-174050-TP-T	3	10	B
	2250 1000	Transformer	PC-174050-YA-T	1	10	B
	2701 0184	Transformer	2K-1000SS-T	1	10	B
	2710 2731	Semi-fixed resistor	V8K4-11B100K	1	10	C
	2731 0241	Diode	1SS254T-77-T	5	20	X
	2735 0490	Zener diode	HZ54ALLTD-T	1	20	C
144	2820 9112	LED	LN28RPX-4(TT8)	1	20	C
	2827 0236	Carbon film resistor	R-20-220-J-T24-T	1	20	X
	2827 0244	Carbon film resistor	R-20-270-J-T24-T	2	20	X
	2827 0251	Carbon film resistor	R-20-2.2K-J-T24-T	2	20	X
	2827 0257	Carbon film resistor	R-20-4.7K-J-T24-T	5	20	X
	2827 0266	Carbon film resistor	R-20-10K-J-T24-T	1	20	X
	2827 0273	Carbon film resistor	R-20-47K-J-T24-T	1	20	X
	2827 0280	Carbon film resistor	R-20-68K-J-T24-T	1	20	X
	2827 0290	Carbon film resistor	R-20-82K-J-T24-T	1	20	X
	2827 0291	Carbon film resistor	R-20-100K-J-T24-T	1	20	X
	2827 0296	Carbon film resistor	R-20-150K-J-T24-T	1	20	X
	2827 0298	Carbon film resistor	R-20-120-J-T24-T	1	20	X
	2827 0299	Carbon film resistor	R-20-120K-J-T24-T	1	20	X
	2827 0300	Carbon film resistor	R-20-15K-J-T24-T	1	20	X
	2827 0301	Carbon film resistor	R-20-1.5K-J-T24-T	1	20	X
	2827 0302	Carbon film resistor	R-20-330K-J-T24-T	1	20	X
	2827 0303	Electrolytic capacitor	10RE2-22-T2-T	3	20	X
	2827 0304	Electrolytic capacitor	50RE1-T2-T	1	10	X
	2827 0305	Electrolytic capacitor	90RE2-1-T2-T	1	10	X
	2827 0306	Electrolytic capacitor	10RE2-100-T2-T	2	20	X
	2827 0307	Electrolytic capacitor	10RE2-100-T2-T	1	10	X
	2827 0308	Ceramic capacitor	RT-NE70TKY8332K-T	1	10	X
	2827 0309	Ceramic capacitor	RT-NE70TKY8332K-T	1	10	X
	2827 0311	Ceramic capacitor	AMZV-102K50-T	1	10	X
	2827 0312	Ceramic capacitor	AMZV-102K50-T	1	10	X
	2827 0313	Ceramic capacitor	AMZV-333K50-T	1	10	X
	2827 0314	Ceramic capacitor	AMZV-333K50-T	1	10	X
	2827 0315	Diode	AMZV-473K50-T	1	10	X
	2827 0316	Diode	AMZV-473K50-T	1	10	X
	2827 0317	Diode	AMZV-473K50-T	1	10	X
	2827 0318	Diode	AMZV-473K50-T	1	10	X
	2827 0319	Diode	AMZV-473K50-T	1	10	X
	2827 0320	Diode	AMZV-473K50-T	1	10	X
	2827 0321	Diode	AMZV-473K50-T	1	10	X
	2827 0322	Diode	AMZV-473K50-T	1	10	X
	2827 0323	Diode	AMZV-473K50-T	1	10	X
	2827 0324	Diode	AMZV-473K50-T	1	10	X
	2827 0325	Diode	AMZV-473K50-T	1	10	X
	2827 0326	Diode	AMZV-473K50-T	1	10	X
	2827 0327	Diode	AMZV-473K50-T	1	10	X
	2827 0328	Diode	AMZV-473K50-T	1	10	X
	2827 0329	Diode	AMZV-473K50-T	1	10	X
	2827 0330	Diode	AMZV-473K50-T	1	10	X
	2827 0331	Diode	AMZV-473K50-T	1	10	X
	2827 0332	Diode	AMZV-473K50-T	1	10	X
	2827 0333	Diode	AMZV-473K50-T	1	10	X
	2827 0334	Diode	AMZV-473K50-T	1	10	X
	2827 0335	Diode	AMZV-473K50-T	1	10	X
	2827 0336	Diode	AMZV-473K50-T	1	10	X
	2827 0337	Diode	AMZV-473K50-T	1	10	X
	2827 0338	Diode	AMZV-473K50-T	1	10	X
	2827 0339	Diode	AMZV-473K50-T	1	10	X
	2827 0340	Diode	AMZV-473K50-T	1	10	X
	2827 0341	Diode	AMZV-473K50-T	1	10	X
	2827 0342	Diode	AMZV-473K50-T	1	10	X
	2827 0343	Diode	AMZV-473K50-T	1	10	X
	2827 0344	Diode	AMZV-473K50-T	1	10	X
	2827 0345	Diode	AMZV-473K50-T	1	10	X
	2827 0346	Diode	AMZV-473K50-T	1	10	X
	2827 0347	Diode	AMZV-473K50-T	1	10	X
	2827 0348	Diode	AMZV-473K50-T	1	10	X
	2827 0349	Diode	AMZV-473K50-T	1	10	X
	2827 0350	Diode	AMZV-473K50-T	1	10	X
	2827 0351	Diode	AMZV-473K50-T	1	10	X
	2827 0352	Diode	AMZV-473K50-T	1	10	X
	2827 0353	Diode	AMZV-473K50-T	1	10	X
	2827 0354	Diode	AMZV-473K50-T	1	10	X
	2827 0355	Diode	AMZV-473K50-T	1	10	X
	2827 0356	Diode	AMZV-473K50-T	1	10	X
	2827 0357	Diode	AMZV-473K50-T	1	10	X
	2827 0358	Diode	AMZV-473K50-T	1	10	X
	2827 0359	Diode	AMZV-473K50-T	1	10	X
	2827 0360	Diode	AMZV-473K50-T	1	10	X
	2827 0361	Diode	AMZV-473K50-T	1	10	X
	2827 0362	Diode	AMZV-473K50-T	1	10	X
	2827 0363	Diode	AMZV-473K50-T	1	10	X
	2827 0364	Diode	AMZV-473K50-T	1	10	X
	2827 0365	Diode	AMZV-473K50-T	1	10	X
	2827 0366	Diode	AMZV-473K50-T	1	10	X
	2827 0367	Diode	AMZV-473K50-T	1	10	X
	2827 0368	Diode	AMZV-473K50-T	1	10	X
	2827 0369	Diode	AMZV-473K50-T	1	10	X
	2827 0370	Diode	AMZV-473K50-T	1	10	X
	2827 0371	Diode	AMZV-473K50-T	1	10	X
	2827 0372	Diode	AMZV-473K50-T	1	10	X
	2827 0373	Diode	AMZV-473K50-T	1	10	X
	2827 0374	Diode	AMZV-473K50-T	1	10	X
	2827 0375	Diode	AMZV-473K50-T	1	10	X
	2827 0376	Diode	AMZV-473K50-T	1	10	X
	2827 0377	Diode	AMZV-473K50-T	1	10	X
	2827 0378	Diode	AMZV-473K50-T	1	10	X
	2827 0379	Diode	AMZV-473K50-T	1	10	X
	2827 0380	Diode	AMZV-473K50-T	1	10	X
	2827 0381	Diode	AMZV-473K50-T	1	10	X
	2827 0382	Diode	AMZV-473K50-T	1	10	X
	2827 0383	Diode	AMZV-473K50-T	1	10	X
	2827 0384	Diode	AMZV-473K50-T	1	10	X
	2827 0385	Diode	AMZV-473K50-T	1	10	X
	2827 0386	Diode	AMZV-473K50-T	1	10	X
	2827 0387	Diode	AMZV-473K50-T	1	10	X
	2827 0388	Diode	AMZV-473K50-T	1	10	X
	2827 0389	Diode	AMZV-473K50-T	1	10	X
	2827 0390	Diode	AMZV-473K50-T	1	10	X
	2827 0391	Diode	AMZV-473K50-T	1	10	X
	2827 0392	Diode	AMZV-473K50-T	1	10	X
	2827 0393	Diode	AMZV-473K50-T	1	10	X
	2827 0394	Diode	AMZV-473K50-T	1	10	X
	2827 0395	Diode	AMZV-473K50-T	1	10	X
	2827 0396	Diode	AMZV-473K50-T	1	10	X
	2827 0397	Diode	AMZV-473K50-T	1	10	X
	2827 0398	Diode	AMZV-473K50-T	1	10	X
	2827 0399	Diode	AMZV-473K50-T	1	10	X
	2827 0400	Diode	AMZV-473K50-T	1	10	X
	2827 0401	Diode	AMZV-473K50-T	1	10	X
	2827 0402	Diode	AMZV-473K50-T	1	10	X
	2827 0403	Diode	AMZV-473K50-T	1	10	X
	2827 0404	Diode	AMZV-473K50-T	1	10	X
	2827 0405	Diode	AMZV-473K50-T	1	10	X
	2827 0406	Diode	AMZV-473K50-T	1	10	X
	2827 0407	Diode	AMZV-473K50-T	1	10	X
	2827 0408	Diode	AMZV-473K50-T	1	10	X
	2827 0409	Diode	AMZV-473K50-T	1	10	X
	2827 0410	Diode	AMZV-473K50-T	1	10	X
	2827 0411	Diode	AMZV-473K50-T	1	10	X
	2827 0412	Diode	AMZV-473K50-T	1	10	X
	2827 0413	Diode	AMZV-473K50-T	1	10	X
	2827 0414	Diode	AMZV-473K50-T	1	10	X
	2827 0415	Diode	AMZV-473K50-T	1	10	X
	2827 0416	Diode	AMZV-473K50-T	1	10	X
	2827 0417	Diode	AMZV-473K50-T	1	10	X
	2827 0418	Diode	AMZV-473K50-T	1	10	X
	2827 0419	Diode	AMZV-473K50-T	1	10	X
	2827 0420	Diode	AMZV-473K50-T	1	10	X
	2827 0421	Diode	AMZV-473K50-T	1	10	X
	2827 0422	Diode	AMZV-473K50-T	1	10	X
	2827 0423	Diode	AMZV-473K50-T	1	10	X
	2827 0424	Diode	AMZV-473K50-T	1	10	X
	2827 0425	Diode	AMZV-473K50-T	1	10	X
	2827 0426	Diode	AMZV-473K50-T	1	10	X
	2827 0427	Diode	AMZV-473K50-T	1	10	X
	2827 0428	Diode	AMZV-473K50-T	1	10	X
	2827 0429	Diode	AMZV-473K50-T	1	10	X
	2827 0430	Diode	AMZV-473K50-T	1	10	X
	2827 0431	Diode	AMZV-473K50-T	1	10	X
	2827 0432	Diode	AMZV-473K50-T	1	10	X
	2827 0433	Diode	AMZV-473K50-T	1	10	X
	2827 0434	Diode	AMZV-473K50-T	1	10	X
	2827 0435	Diode	AMZV-473K50-T	1	10	X
	2827 0436	Diode	AMZV-473K50-T	1	10	X
	2827 0437	Diode	AMZV-473K50-T	1	10	X
	2827 0438	Diode	AMZV-473K50-T	1	10	X
	2827 0439	Diode	AMZV-473K50-T	1	10	X
	2827 0440	Diode	AMZV-473K50-T	1	10	X
	2827 0441	Diode	AMZV-473K50-T	1	10	X
	2827 0442	Diode	AMZV-473K50-T	1	10	X
	2827 0443	Diode	AMZV-473K50-T	1	10	X
	2827 0444	Diode	AMZV-473K50-T	1	10	X
	2827 0445	Diode	AMZV-473K50-T	1	10	X
	2827 0446					

Item	Code No.	Part Name	Specification	Q'ty	*	Unit Price N.R. Yen (¥) (FOB: JAPAN)	Rank
	1) M3188-MA1M PCB ASS'Y						
	2001 1424	LSI (CPU)	μPD1867G11	1			B
	2120 8540	Monolithic IC (Power amp.)	LA4145	1			B
	2220 1387	Transistor	2SC1740SQ-TP-T	3	10		B
☆	2250 0098	Transistor	2SA1271Y-AT-T	1	10		B
	2252 0154	Transistor	2SC1740SS-TP-T	1	10		B
	2760 2231	Semi-fixed resistor	V8K4-11B100K	1	10		C
	2301 0241	Diode	1SS254T-77-T	5	20		X
☆	2360 0490	Zener diode	HZS4ALLTD-T	1	20		C
14☆	2370 0112	LED	LN28RPX-(TT8)	1	20		C
	2617 0036	Carbon film resistor	R-20-220-J-T-24-T	1	20		X
	2617 0044	Carbon film resistor	R-20-560-J-T24-T	2	20		X
	2617 0061	Carbon film resistor	R-20-2.2K-J-T24-T	2	20		X
	2617 0087	Carbon film resistor	R-20-4.7K-J-T24-T	5	20		X
	2617 0095	Carbon film resistor	R-20-10K-J-T24-T	1	20		X
	2617 0117	Carbon film resistor	R-20-47K-J-T24-T	1	20		X
	2617 0125	Carbon film resistor	R-20-68K-J-T24-T	1	20		X
	2617 0133	Carbon film resistor	R-20-82K-J-T24-T	1	20		X
	2617 0141	Carbon film resistor	R-20-100K-J-T24-T	1	20		X
	2617 0176	Carbon film resistor	R-20-1M-J-T24-T	1	20		X
☆	2617 0211	Carbon film resistor	R-20-120-J-T24-T	1	20		X
	2617 0262	Carbon film resistor	R-20-120K-J-T24-T	1	20		X
	2617 0289	Carbon film resistor	R-20-15K-J-T24-T	1	20		X
	2617 0360	Carbon film resistor	R-20-1.5K-J-T24-T	1	20		X
	2617 0491	Carbon film resistor	R-20-330K-J-T24-T	1	20		X
	2805 3134	Electrolytic capacitor	10RE2-22-T2-T	3	20		X
	2807 0551	Electrolytic capacitor	50RER1-T2-T	1	10		X
	2807 1023	Electrolytic capacitor	50RE2-1-T2-T	1	10		X
	2807 1112	Electrolytic capacitor	10RE2-100-T2-T	2	20		X
	2807 1121	Electrolytic capacitor	10RE2-220-T2-T	1	20		X
	2818 0462	Ceramic capacitor	RT-HE70TKYB332K-T	1	10		X
	2818 2082	Ceramic capacitor	RT-HE70TKYF103Z-T	1	10		X
	2830 6211	Mylar capacitor	AMZV-154K50-T	1	10		X
	2830 6237	Mylar capacitor	AMZV-102K50-T	1	10		X
	2830 6253	Mylar capacitor	AMZV-563K50-T	1	10		X
	2830 6398	Mylar capacitor	AMZV-333K50-T	1	10		X
	2830 6436	Mylar capacitor	AMZV-473K50-T	1	10		X
☆	4307 7561	Blank PCB M3188-MA1M	M11296A-1	1			X

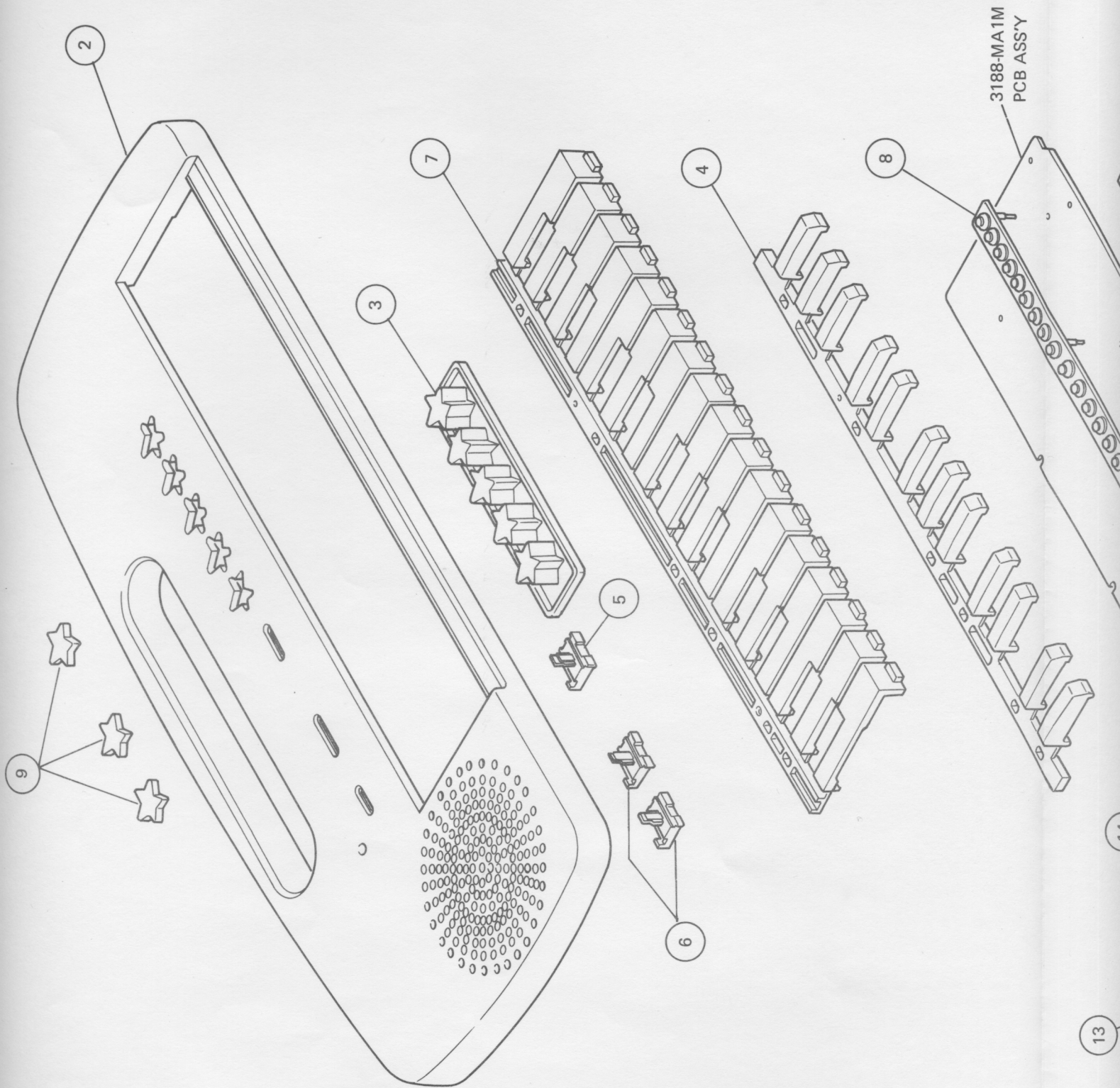
Note: ☆ - New parts
Q'ty - Quantity used per unit
* - Minimum order and supply quantity

Rank A: Essential
B: Stock recommended
C: Others
X: No stock recommended

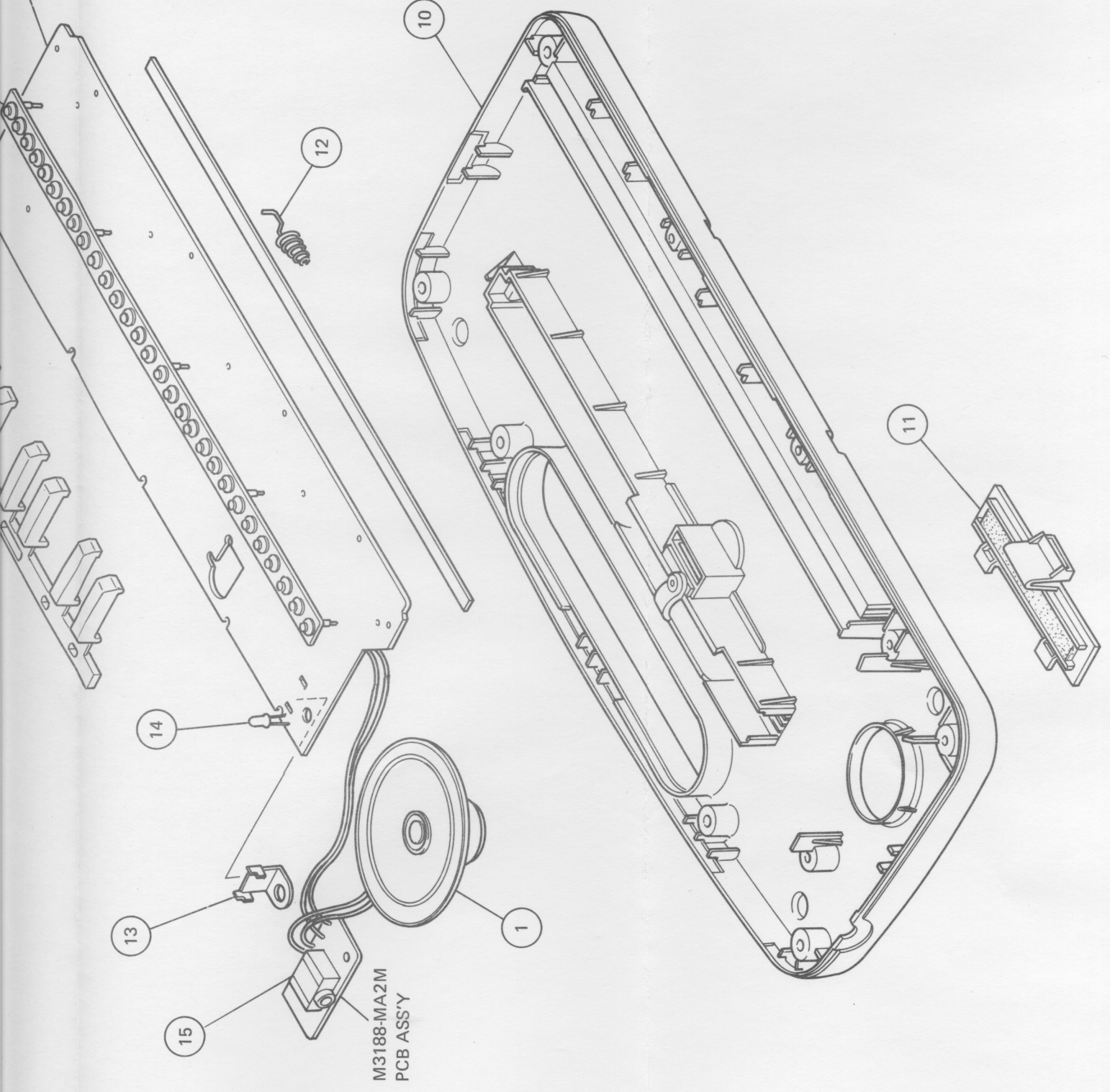
Item	Code No.	Part Name	Specification	Q'ty	*	Unit Price N.R. Yen (¥) (FOB: JAPAN)	Rank
2) M3188-MA2M PCB ASS'Y							
15	3501 0840	Jack	YKB21-5152	1			C
	2617 0290	Carbon film resistor	R-20-82-J-T24-T	2	20		X
☆	4307 7551	Blank PCB M3188-MA2M	M11296A-2	1			X
3) UPPER CASE ASS'Y							
1☆	3831 0042	Speaker	KC06573	1			C
2☆	6909 7331	188 Upper case sub ass'y	M21742A*1	1			C
3☆	6909 7340	Rubber button 188	M32683-1	1	5		C
4☆	6909 7360	Black key set M115	M2894-5	1	5		C
5☆	6909 7370	SL contact 9S	CSB-09S	1	20		C
6☆	6909 7380	SL contact 9D	CSB-09D	2	20		C
7☆	6911 3460	White key set M115	M2893-1	1			C
8☆	6911 2220	Contact rubber M115	M31397-1	1			C
9☆	6909 7350	Contact button 188	M32682-1	3	20		C
4) LOWER CASE ASS'Y							
10☆	6909 7300	188 Lower case sub ass'y	M21744*1	1			C
11☆	6912 5973	Battery cover sub ass'y	M31417C*19	1	10		C
12☆	6909 7470	B spring 215	M43305-1	1	20		C
13☆	6911 2341	Battery spring 115	M41804A-1	1	20		C

Note: ☆ — New parts
Q'ty — Quantity used per unit
* — Minimum order and supply quantity

Rank A: Essential
B: Stock recommended
C: Others
X: No stock recommended



3188-MA1M
PCB ASS'Y



CASIO COMPUTER CO., LTD.

PRINTED IN JAPAN

