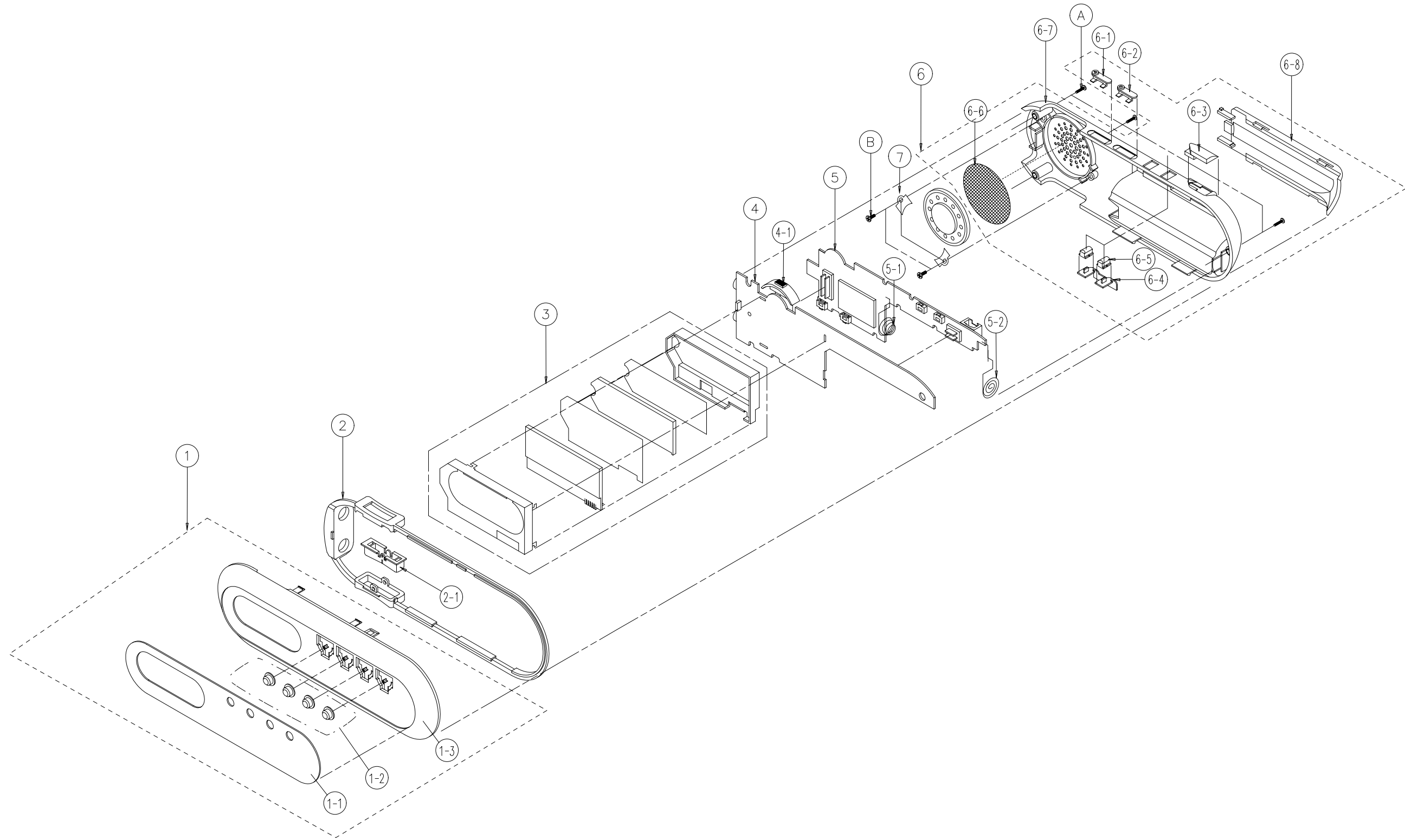


1.Exploded Views and Parts List

1-1. Total Exploded View and Parts List : VY-H200 S, VY-H200 T

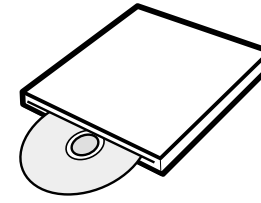


* Parts List : VY-H200 S, VY-H200 T


No.	Code No.	Description	Specification	Q'ty	REMARK
1	AH97-01080A	ASSY-CABINET-TOP	ACRYL + PC +ABS	1	VY-H200 S
	AH97-01080B	ASSY-CABINET-TOP	ACRYL + PC +ABS	1	VY-H200 T
1-1	AH64-02201A	WINDOW-LCD	ACRYL	1	
1-2	AH64-02204A	DECO-PLAY	LOW LEVELLING PLATING	4	
1-3	AH64-02202A	CABINET-TOP	PC,BLACK SPRAY,U.V Coating	1	VY-H200 S
	AH64-02202B	CABINET-TOP	PC,SILVER SPRAY,U.V Coating	1	VY-H200 T
2	AH64-02206A	DECO-MIDDLE	PC, SILVER SPRAY,U.V Coating	1	
2-1	AH64-02210A	KNOB-VOL	LOW LEVELLING PLATING	1	
3	AH97-01143A	ASSY LCD	BRKT + LCD + SHEET	1	
4	AH92-01828A	ASSY PCB-SUB	VY-H200, [A/S]PCB SUB	1	VY-H200 S,VY-H200 T
4-1	AH64-02211A	KNOB-JOG	LOW LEVELLING PLATING	1	
5	AH92-01830A	ASSY PCB-MAIN	VY-H200 S, [A/S]PCB MAIN	1	VY-H200 S
	AH92-01829A	ASSY PCB-MAIN	VY-H200 T, [A/S]PCB MAIN	1	VY-H200 T
5-1	AH61-01251A	SPRING-BATT M	PWR Ø0.5 Au Plating	1	
5-2	AH61-01250A	SPRING-BATT P	PWR Ø0.5 Au Plating	1	
6	AH97-01081A	ASSY CABINET-BOTTOM	PC + PC ABS + RUBBER	1	VY-H200 S
	AH97-01081B	ASSY CABINET-BOTTOM	PC + PC ABS + RUBBER	1	VY-H200 T
6-1	AH64-02207A	KNOB-HOLD	PC ABS, BLACK	1	VY-H200 S
	AH64-02207B	KNOB-HOLD	PC ABS, L/GRAY	1	VY-H200 T
6-2	AH64-02208A	KNOB-REC	PC ABS, BLACK	1	VY-H200 S
	AH64-02208B	KNOB-REC	PC ABS, L/GRAY	1	VY-H200 T
6-3	AH63-00500A	COVER-USB	SILICON RUBBER(Hs60), BLACK	1	VY-H200 S
	AH63-00500B	COVER-USB	SILICON RUBBER(Hs60), L/Gray	1	VY-H200 T
6-4	AH64-02209A	KNOB-SPEED	PC ABS, BLACK	1	
6-5	AH64-02205A	DECO-SPEED	LOW LEVELLING PLATING	2	
6-6	AH63-00499A	SHEET-SPEAKER	HIMERON 0.3t	1	
6-7	AH64-02203A	CABINET-BOTTOM	PC,BLACK SPRAY,U.V Coating	1	VY-H200 S
	AH64-02203B	CABINET-BOTTOM	PC, SILVER SPRAY,U.V Coating	1	VY-H200 T
6-8	AH63-00495A	COVER-BATTERY	PC, BLACK SPRAY, U.V Coating	1	VY-H200 S
	AH63-00495B	COVER-BATTERY	PC, SILVER SPRAY, U.V Coating	1	VY-H200 T
7	AH61-01246A	BRACKET-SPEAKER	SUS 0.2t	2	
A	6003-001503	SCREW TAPTITE	Ø1.4 X 5 Head Ø2.5	3	
B	6002-001119	SCREW TAPTITE	Ø1.7 X 2.5 Head Ø3	2	

1-2. Accessories : VY-H200 S, VY-H200T

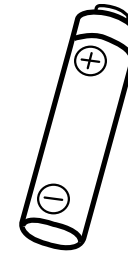
No.	Code No.	Description	Specification	Q'ty	REMARK
1	AH80-00047B	INSTALL-CD	VY-H200,EXPLORER,80mm	1	EX-BASIC
2	AH68-01224B	MANUAL-BOOK	ENGLISH, NO RDS	1	USA exception
	AH68-01224C	MANUAL-BOOK	SIMPLE CHINESE	1	CHINA, SOUTHEAST ASIA
	AH68-01224D	MANUAL-BOOK	RUSSIAN	1	RUSSIA
	AH68-01224E	MANUAL-BOOK	TRADITIONAL CHINESE	1	TAIWAN
	AH68-01224F	MANUAL-BOOK	SPANISH	1	MEXICO
	AH68-01224G	MANUAL-BOOK	ENGLISH, USA	1	USA only
	AH68-01224H	MANUAL-BOOK	ENGLISH + FRENCH	1	CANADA
3	4301-000101	BATTERY	LR6,AM3,AA,1.5V	1	
4	AH30-00053A	EARPHONE	BLACK	1	
	AH30-00053B	EARPHONE	L-GRAY	1	
5	AH39-00471A	CABLE USB	BLACK	1	
	AH39-00471B	CABLE USB	L-GRAY	1	
6	AH61-01283A	HANGER-HAND	BLACK	1	USA,CANADA,MEXICO,EUROPE
7	AH61-01381A	HANGER-NECK	BLACK	1	Option
	AH61-01381C	HANGER-NECK	L-GRAY	1	Option
8	AH39-00484A	TELEPHONE ADAPTOR	BLACK	1	Option
9	AH39-00485A	LINE CABLE	BLACK	1	Option (VY-H200 S)
	AH39-00486A	LINE CABLE	L-GRAY	1	Option (VY-H200 T)



1. INSTALL-CD



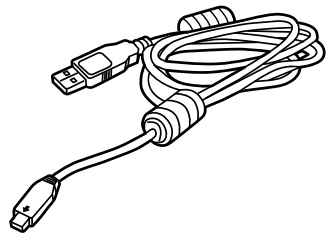
2 . I / B (USER MANUAL)



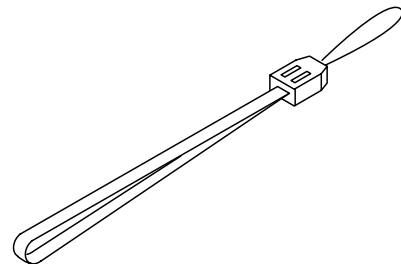
3. BATTERY



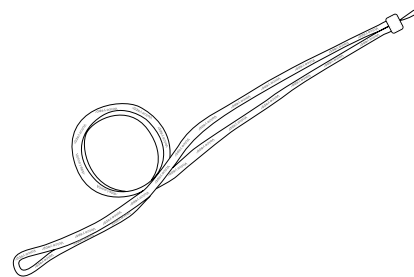
4. EARPHONE




5. CABLE - USB




6. HANGER-HAND



7. HANGER-NECK



8. TELEPHONE ADAPTOR



9. LINE CABLE